

***STREAMLINE®***

***SAFELY CLEANING AT HEIGHT***

PRODUCT OVERVIEW

**2020**

[WWW.STREAMLINE.SYSTEMS](http://WWW.STREAMLINE.SYSTEMS)



**7000 products and counting!**

QUALITY YOU CAN TRUST • SERVICE YOU CAN RELY ON • PRICES YOU CAN AFFORD



QUALITY YOU CAN TRUST,  
SERVICE YOU CAN RELY ON,  
PRICES YOU CAN AFFORD.

<b>STREAMLINE® PACKAGES</b>	06
<b>VAN SYSTEMS</b>	07
Vehicle Package Solutions	32
Citroen Vehicles	36
Ford Vehicles	37
Volkswagen Vehicles	38
Renault Vehicles	39
Vauxhall Vehicles	40
Hire Solutions	42
<b>WATERFED TANK SYSTEMS</b>	02
<b>SMARTANK®</b> Systems	48
<b>ECOSTREAM™</b> Systems	52
<b>STREAMLINE®</b> Systems	56
<b>HEATWAVE™</b> Hot Water Systems	60
<b>PORTABLE WATERFED SYSTEMS</b>	03
Trailer Systems	64
<b>New</b> Enclosed Trailer Systems	68
Barrow Systems	70
Trolley Systems	72
Soft Clean System	76
<b>WATERFED POLES &amp; BRUSHES</b>	04
Pole Brands	79
<b>STREAMLINE® OVA8®</b>	80
<b>STREAMLINE® OVA8®</b> Sizes	82
<b>STREAMLINE® OVA8®</b> Extensions	84
<b>STREAMLINE® OVA8®</b> Accessories	86
<b>STREAMLINE® OVA8®</b> Brushes	89
<b>ECOLITE™</b> Poles	90
<b>ECOLINE™</b> Poles	92
<b>ULTRALITE™</b> Carbon Fibre Poles	94
Carbon Fibre Goosenecks	96
<b>STREAMLINE®</b> Hi-Lo Brushes	98
<b>STREAMLINE®</b> Waterfed Brushes	99
<b>STREAMLINE®</b> Boars Hair Brushes	101
Vikan Waterfed Brushes	103
<b>STREAMLINE®</b> Pole Accessories	104
<b>STREAMLINE®</b> Clamps	108
<b>STREAMVAC™</b> HIGH REACH VACUUM	05
External Gutter Cleaning Kits	112
<b>STREAMVAC™</b> Pole Kits	120
<b>STREAMVAC™</b> Poles, Accessories & Spare Parts	121

CCTV Camera & Monitor	123
Internal Dusting Cleaning Kits	124
<b>STREAMVAC™</b> Dusting Poles	129
<b>STREAMVAC™</b> Dusting Pole Kits	130
Internal Dusting Accessories	131
<b>PRESSURE WASHERS</b>	06
<b>HIGHLINE™</b> High Pressure Washers	134
Hot & Cold High Pressure Washers	138
Barrow Mounted Pressure Washers	142
<b>DENVER™</b> Skid Mounted & Trailer Systems	144
Telescopic Wands & Accessories	151
Flat Surface Cleaners	154
Lances, Guns & Accessories	156
Hose Reels and Accessories	158
High Pressure Couplings	163
<b>INTERNAL CLEANING EQUIPMENT</b>	07
<b>DRAGONFLY®</b> Cleaning Kits	170
<b>ECOSHINE™</b> Cleaning Kits	174
Internal Cleaning Accessories	176
<b>FILTERPLUS®</b> FILTRATION EQUIPMENT	08
Reverse Osmosis Systems	180
Static Systems	186
<b>MOBI®</b> Filtration Equipment	190
Resin Filters & Accessories	201
Resin, Filter Housing & Membranes	203
<b>STREAMLINE®</b> WFP ACCESSORIES	09
Hose Reels & Accessories	206
<b>STREAMLINE®</b> Hose	213
Window Cleaning Pumps & Accessories	214
<b>STREAMLINE®</b> Controllers	218
<b>STREAMLINE®</b> Couplings & Accessories	220
<b>STREAMLINE®</b> Switches, Meters and Valves	226
<b>New</b> Lithium Ion Batteries	228
<b>STREAMLINE®</b> Batteries	229
<b>STREAMLINE®</b> Warning Signs & Protective Wear	230
<b>STREAMLINE®</b> TRADITIONAL TOOLS	10
<b>NOTES</b>	





## ABOUT US

With a comprehensive range of over 7,000 products, **STREAMLINE**® can offer a solution for almost any high reach cleaning challenge.

**STREAMLINE**® is owned and run by **VARITECH SYSTEMS**®, a family business that has been trading from the South West of England for 16 years.



**STREAMLINE**®  
SAFELY CLEANING AT HEIGHT

ABOUT US

- **STREAMLINE**® has been awarded ISO9001:2008 accreditation, and maintains health & safety and employment policies with the professional assistance of Citation.
- **STREAMLINE**® has an environmental policy, please ask us for information.
- **STREAMLINE**® promotes a culture of continuous improvement within its team, having sound methods and policies, staff KPI's and structures in place to deal with day-to-day issues

### WHAT DOES THIS MEAN TO YOU?

Simply, it means you are working with people who are committed to providing an efficient and professional approach to business. **STREAMLINE**® has a comprehensive range which covers the needs for the 'new era window cleaner', from simple starter kits to full installation into commercial vehicles and 'turn-key' packages.

## THE **STREAMLINE**® PROMISE

### HIGH QUALITY PRODUCTS

Whilst price is important, quality is remembered long after price is forgotten. We insist on sourcing items from around the world, only of a reputable quality, and bring them together under the **STREAMLINE**® name. All our products carry a minimum of one year's warranty, according to our manufacturers' standard terms and conditions of sale.

### COMPETITIVE PRICES

We do not aim to be the cheapest. If we did, we would not be able to have the stock on the shelf for when you need it, the service to employ staff to dispatch your order the same day, the no quibble guarantee on all our products. In fact, we probably would not be in business. We aim to supply quality products at competitive prices, a full technical back up, spare parts availability as far as possible on all of our equipment, and an after sales service second to none.

### ALMOST IMMEDIATE AVAILABILITY

Most items listed on this website are available from stock. Order by 2.00pm for next day guaranteed delivery on stock items or call to find where the nearest **STREAMLINE**® dealer is to you. Daily collections by national and international carriers ensure that your goods will be delivered in good time.

### SERVICE SECOND TO NONE

Simple, honest, 'on time' service is our commitment to you. We have a technical support team, available to specify suitable equipment and to assist in diagnosing and troubleshooting issues that may arise on any product. If we get it wrong, we will put it right. If you are sent a wrong item, we will immediately attend to sending you the correct item and arrange a collection from you of the wrong item without any quibbles.

*"Proud to still be answering the telephone in this digital age"*



# THE *STREAMLINE*® BRANDS

The **STREAMLINE**® brands cover a wealth of products all designed with the customer in mind. From innovative waterfed poles, hot water tank systems, to a complete business in a van.



## *STREAMLINE*® Brands

### *STREAMFLO*™

Reliable Pumps

### *STREAMVAC*™

Gutter Cleaning Systems

### *ECOLINE*™

Telescopic Poles

### *FILTERPLUS*™

Filtration Systems

### *MOBI*™

Mobile Filtration Units

### *SMARTANK*™

Innovative Flat Tank Systems

### *VACLINE*™

High Reach Vacuum Poles

### *LITE-5*™

Flexible Pole Tubing

### *HIGHLINE*™

High Pressure Cleaning Systems

### *SADDLETANK*™

Tank Systems

### *HEATWAVE*™

Hot Water Systems

### *DENVER*™

Skid Tanks & Bowsers

### *ECOSHINE*™

Internal Cleaning Systems

### *OVA8*™

OVA8 \* Carbon Poles

### *LEWI*™

Traditional Cleaning Tools

### *DRAGONFLY*™

Internal Cleaning Systems

### *STREAMBOX*™

Powerpacks

### *ECOSTREAM*™

Innovative Tank Systems

### *ULTRALITE*™

Modular Carbon Poles

OUR BRANDS

## SAFELY CLEANING AT HEIGHT WITH *STREAMLINE*®

**Window cleaning has evolved over the years from a cleaner with a chamois leather and bucket, to T-Bar and rubber squeegee, and finally to the specially designed water filtration systems and telescopic poles.**

Thanks to **STREAMLINE**®, this latest technology allows the cleaner to operate safely from the ground without the need for using dangerous ladders, eliminating injuries from falling at height.

### **SUPERIOR AND SAFER CLEANING**

Not only is he operating safely from the ground, but he is able to do a superior clean compared with the old traditional methods. The end result is, at least, as good as, if not better, than when done in the old traditional way. Furthermore, it prevents the glass from re-soiling so quickly. This is due to the fact that the system uses filtered, deionised water rather than a soapy detergent.

The deionised water leaves a streak free finish without any residue. The frames can be easily cleaned too, leaving an impressive finish, not only clean glass. Should window cleaning be done using a warm water filtration system, it will be possible to remove troublesome fly and spider spots easily, as well as snail trails and bird's muck too, which often present a problem.

### **NO MORE "IMPOSSIBLE TO REACH" WINDOWS**

No more 'impossible to reach' windows above the conservatory, thanks to waterfed telescopic poles which are able to reach as high as 72'. Velux windows and sky-lights can also easily be reached. Streamline systems can also be used for cleaning fascias and gutters.







# 2020

## FEATURED STREAMLINE® PRODUCT PACKAGES

**STREAMLINE®** packages are designed and created to present a complete solution to your cleaning requirement. The range includes domestic window cleaning packages, commercial window cleaning packages, and high pressure packages.



### System Packages

**STREAMLINE®** packages are designed and created to present a complete solution to your cleaning requirement. The range includes domestic window cleaning packages, commercial window cleaning packages, and high pressure packages.



#### DOMESTIC WINDOW CLEANING PACKAGES PAGES 8 - 11

Filled with demineralising resin, these filters produce instant pure water for applications where a spot-free rinse is required, such as cleaning glass, windows, frames, conservatory roofs, solar panels, etc.



#### COMMERCIAL WINDOW CLEANING PACKAGES PAGES 12 - 23

These are more portable tank based packages, where the operator can take a bowser of water to the job required. Filtration is completed on-site right where you need it, making it easier for small commercial cleaning tasks.



#### HIGH PRESSURE CLEANING PACKAGES PAGES 24 - 27

Pressure Washing at Height has a key part in all external cleaning regimes and in this current economic climate, with everyone vying for business and trying to draw custom in to their shops, outward appearances is everything. They say, 'you never get a second chance to make a first impression'. Here are some packages to help you.



#### VEHICLE MOUNTED SYSTEMS & VAN AND TRAILER PACKAGES PAGES 28 - 43

Here at **STREAMLINE®** we have carried out conversions for many traders and pride ourselves in bespoke fully kitted van solutions to meet the needs of our customers worldwide. If you don't see what you require, contact us!



# MOBI®

## MOBI® Starter Kits

### MOBI® SK07 BASIC KIT

The **MOBI®** Carry filters have a comfy carry handle, which allows them to be carried to point of use, or even fixed to a vertical surface, i.e. Wall-mounted near a tap, or even fixed in a van as part of a system.

Filled with demineralising resin, these filters produce instant pure water for applications where a spot-free rinse is required, such as cleaning glass, windows, frames, conservatory roofs, solar panels, etc.

#### SK07 STARTER KIT WITH 20 FT TELESCOPIC POLE INCLUDES:

- 1 **MOBI®** Carry filter filled with MB115 demineralising resin
- 2 GXTEL5200R **ECOLITE™** 5.2mtr glass fibre pole (or other poles optional)
- 3 20mtr of LITE5™ hose tubing
- 4 **STREAMLINE®** Hi-Lo monofilament brush with 2 x pencil jets
- 5 AHA-H6 Hoselock hose connector
- 6 Hose kit to connect filter to mains tap
- 7 Hose kit to connect pole to filter
- 8 Handheld TDS meter to measure water quality

#### RECOMMENDED FOR...

The **MOBI®** Carry DI system is recommended for commercial users situated in a soft water area up to 150ppm. Suitable to produce 2,000 litres of pure water at 100 TDS.



PART NO	ITEM
<b>SK072-252-021</b>	SK07 Filterplus® Mobi® Carry DI Starter Kit with 20 ft Reach Telescopic Pole and Hi-Lo Brush

#### ADD HOSE REEL TO YOUR KIT

**HRM150-8-UA**  
Metal Hose Reel -  
Freestanding - C/W - 50m  
of 8mm Ecoline Hose -  
unassembled



#### ADD ADDITIONAL 25LTR DI RESIN BAG MB115

Tulsion High Grade  
Demineralising  
Resin 25 litre







# MOBI®

## MOBI Starter Kits

### MOBI SK09 TROLLEY KIT

The **MOBI** Trolley kit is perfect for wheeling around your **MOBI** vessel with ease, with a handle for pulling and a sturdy frame to keep the vessel in place when stationary.

Filled with demineralising resin, these filters produce instant pure water for applications where a spot-free rinse is required, such as cleaning glass, windows, frames, conservatory roofs, solar panels, etc.

#### SK09 STARTER KIT WITH 20 FT TELESCOPIC POLE INCLUDES:

- 1** **MOBI** Roll DI Trolley filter filled with MB115 demineralising resin
- 2** GXTEL5200R **ECOLITE** 5.2mtr glass fibre pole (or other poles optional)
- 3** 20mtr of LITE5 hose tubing
- 4** **STREAMLINE** Hi-Lo monofilament brush with 2 x pencil jets
- 5** AHA-H6 Hoselock hose connector
- 6** Hose kit to connect filter to mains tap
- 7** Hose kit to connect pole to filter
- 8** Handheld TDS meter to measure water quality

#### RECOMMENDED FOR...

The **MOBI** Roll DI trolley system is recommended for commercial users situated in a soft water area up to 150ppm. Suitable to produce 8,000 litres of pure water at 100 TDS.



PART NO	ITEM
<b>SK092-252-011</b>	SK09 FILTERPLUS® MOBI® Trolley DI Starter Kit with 38ft Reach Telescopic Pole and Hi-Lo Brush

#### ADD HOSE REEL TO YOUR KIT

**HRM150-8-UA**  
Metal Hose Reel -  
Freestanding - C/W - 50m  
of 8mm Ecoline Hose -  
unassembled



#### ADD ADDITIONAL 25LTR DI RESIN BAG MB115

Tulsion High Grade  
Demineralising  
Resin 25 litre







# MOBI®

## MOBI® Starter Kits

### MOBI® MIDGET KITS

The new **MOBI® MIDGET** mobile reverse osmosis filter, for on demand pure water in hard water areas.

- Compact stainless steel frame
- Pre-filtration and final polishing all on board to ensure spot-free cleaning
- Stainless hoselock-type couplings for long life
- Handheld TDS meter for accurate water checks
- Battery powered trolley with charger

Where there is access to both water and mains power, the **MOBI® MIDGET** electric powered trolley will produce enough water and pressure for 2 x operators to clean up to 72ft. This unit is capable of producing up to 1,200 gallons per day. The battery will work 8-hrs consistently on full charge, which takes 8-hrs to charge. The flow of the system is 1200gpd (3.8ltrs per minute), with the pump working at 120psi.



#### THE MOBI® MIDGET KIT INCLUDES:

- 1 FP-TR1200-02 or FP-TR1200-03 (battery or electric) **MOBI® MIDGET** ROD1 trolley filtration system
- 2 GXTEL5200R **ECOLITE™** 5.2mtr glass fibre pole (or other poles optional)
- 3 **STREAMLINE™** Hi-Lo 25cm brush complete with NJ3-02 pencil jets
- 4 Handheld TDS meter to measure water quality

#### There are single & double operator versions available

FP-TR1200-02 Battery powered **MOBI®** Midget RODI Trolley = single operator  
FP-TR1200-03 Electric powered **MOBI®** Midget RODI Trolley = double operator

#### RECOMMENDED FOR...

The **MOBI® Midget RODI** trolley system is recommended for commercial users situated in a hard water area up to 500ppm.

PART NO	ITEM
<b>SK822-252-011</b>	MOBI® Midget Package Complete with: GXTEL5200R (22ft Reach)
<b>SK822-294-011</b>	MOBI® Midget Package Complete with: GXTEL9400R (34ft Reach)
<b>SK822-710-011</b>	MOBI® Midget Package Complete with: XR70-20-0810800-E (38ft Reach)
<b>SK822-714-011</b>	MOBI® Midget Package Complete with: XR70-20-0814800-E (52ft Reach)

Further pole length options are available


#### ADD HOSE REEL TO YOUR KIT

**HRM300-T12-AS**  
Metal Hose Reel - Wheeled  
- HRM3 C/W 100m of 12mm Extraflex Hose - assembled



#### ADD A REPLACEMENT FILTER

**FH2CR-10**  
ECO 10inch Cartridge filled with MB115 resin.



CF10-F-001  
Filterplus® Carbon Block 10 inch Cartridge.







# MOBI®

## MOBI® Starter Kits

### MOBI® MAXI KITS

The **MOBI® MAXI** portable filtration system is the perfect portable system for window cleaning.

- Compact, robust, sturdy frame
- Large stainless steel membrane housing, with 4040 **FILTERPLUS®** membrane
- Pressure gauge monitors pressure in membrane housing
- Industrial, 120psi, 230V, fan-cooled booster pump
- Inline TDS meter monitors water quality after RO filter and after the final polishing DI filter

Providing that there is access to both water and mains power supply (230V), the **MOBI® MAXI** filtration system will produce enough water and pressure for 2 x operators to clean up to 22mtr (72ft) simultaneously. The **MOBI® MAXI** is the perfect solution for on-site building maintenance teams, window cleaners and facilities managers who need to access remote parts of modern buildings from court-yards to roof tops.

#### THE MOBI® MAXI KIT INCLUDES:

- 1 FP-TR2000-03 **MOBI® MAXI** Electric Powered RO System - 2,000GPD
- 2 GXTEL5200R **ECOLITE®** 5.2mtr glass fibre pole (or other poles optional)
- 3 **STREAMLINE®** Hi-Lo 25cm brush complete with NJ3-02 pencil jets
- 4 Handheld TDS meter to measure water quality

#### RECOMMENDED FOR...

The **MOBI® MAXI RODI** trolley system is recommended for commercial users situated in a hard water area up to 500ppm.

PART NO	ITEM
<b>SK822-252-011</b>	MOBI® Midget Package Complete with: GXTEL5200R (22ft Reach)
<b>SK822-294-011</b>	MOBI® Midget Package Complete with: GXTEL9400R (34ft Reach)
<b>SK822-710-011</b>	MOBI® Midget Package Complete with: XR70-20-0810800-E (38ft Reach)
<b>SK822-714-011</b>	MOBI® Midget Package Complete with: XR70-20-0814800-E (52ft Reach)

Further pole length options are available

#### ADD HOSE REEL TO YOUR KIT

**HRM300-T12-AS**  
Metal Hose Reel - Wheeled  
- HRM3 C/W 100m  
of 12mm Extraflex Hose -  
assembled.



#### ADD A REPLACEMENT FILTER

**FH2CR-10**  
ECO 10inch  
Cartridge filled  
with MB115  
resin.



**CF10-F-001**  
Filterplus®  
Carbon  
Block 10 inch  
Cartridge.



#### There are single & double operator versions available:

FP-TR1200-02 Battery powered **MOBI® MAXI** RODI Trolley = single operator  
FP-TR1200-03 Electric powered **MOBI® MAXI** RODI Trolley = double operator



# STREAMFLO®

## STREAMFLO® Starter Kits

### STREAMFLO® 17 LITRE KIT

**STREAMFLO®-12** is a new portable water delivery system recently added to the **STREAMLINE®** range.

It's a versatile and functional pump and battery pack with a 17 litre removable tank, designed to make the window cleaning task simple and easy, especially where trailing hoses are not an option, i.e. atriums, courtyards, compounds, enclosures or even just around the backs of houses. The battery will work 6 hours consistently on full charge, which takes 8 hours to fully charge. The flow of the system is 450 gpd (1.2ltrs per minute) with the pump working at 100psi.

The unit is robust and well made from quality components and designed for use in commercial and industrial applications.

#### THE STREAMFLO®-12 KIT INCLUDES:

- 1 SF-BP12-01 **STREAMFLO®** 17ltr back-pack system
- 2 GXTEL5200R **ECOLITE®** 5.2mtr glass fibre pole (or other poles optional)
- 3 **STREAMLINE®** Hi-Lo 25cm brush complete with NJ3-02 pencil jets

#### RECOMMENDED FOR...

The **STREAMFLO®** back pack delivery system is recommended for taking water to inaccessible areas, such as in courtyards or up balconies etc.

PART NO	ITEM
<b>SK101-252-011</b>	STREAMFLO® 12 Backpack System Complete with: GXTEL5200R (22 ft Reach)
<b>SK101-294-011</b>	STREAMFLO® 12 Backpack System Complete with: GXTEL9400R (34 ft Reach)



**Don't forget,**  
you can shop online at  
[www.streamline.systems](http://www.streamline.systems)

Contact us on  
**+44 (0)1626 830 830**  
Still proud to answer your calls in this digital age





# STREAMFLO®

## STREAMFLO® Starter Kits

### STREAMFLO® 25 LITRE TROLLEY SYSTEM KITS

The **STREAMFLO®-25** Trolley System, mobile water delivery providing pure water on demand. Simply fill the container with tap water and it's ready to work, producing 0 ppm pure water on demand.

A commercial trolley built for the most demanding tasks, ideal for: professional window cleaners, contract cleaners, shopping centres, hotels, schools, hospitals, nursing homes, public houses, clubs etc.

The battery will work 12 hours consistently on full charge, which takes 6 hours to fully charge. The max flow of the system is 1700gpd (4.5ltrs per minute) with the pump working at 100psi. This system has a digital flow controller to adjust the speed or the pump, allowing the operator to save water.

#### RECOMMENDED FOR...

The **STREAMFLO®-25** Trolley System is recommended as a starter package, to begin the waterfed pole cleaning with all tools you need. Take the water to the window with the **STREAMFLO®** trolley.

#### THE STREAMFLO®-25 KIT INCLUDES:

- 1 SF-TR25-072 **STREAMFLO®-25** Trolley Filtration system, complete with 18inch DI Filter and Lithium Battery
- 2 GXTEL5200R **ECOLITE®** 5.2mtr glass fibre pole (OVA8® or other poles optional)
- 3 **STREAMLINE®** Hi-Lo 25cm brush complete with NJ3-02 pencil jets
- 4 10mtr length of 12mm **STREAMLINE®** link hose, complete with connectors
- 5 NHC12-T Hoselock tap hose connector
- 6 Handheld TDS meter to measure water quality



PART NO	ITEM
<b>SK272-252-011</b>	STREAMFLO® 25ltr Trolley Package Complete with: GXTEL5200R (22ft Reach)
<b>SK272-294-011</b>	STREAMFLO® 25ltr Trolley Package Complete with: GXTEL9400R (34ft Reach)
<b>SK272-910-031</b>	STREAMFLO® 25ltr Trolley Package Complete with: OV35-30-E (38ft Reach)
<b>SK272-914-031</b>	STREAMFLO® 25ltr Trolley Package Complete with: OV45-30-E (52ft Reach)

\*Further pole length options are available

#### ADD ADDITIONAL 25LTR DI RESIN BAG

##### MB115

Tulsion High Grade Demineralising Resin 25 litre







**Don't forget,  
you can shop online at  
[www.streamline.systems](http://www.streamline.systems)**

**STREAMFLO®**

## STREAMFLO® Starter Kits

### STREAMFLO® 50 LITRE TROLLEY SYSTEM KITS

The **STREAMFLO® -50** Trolley System, mobile water delivery providing pure water on demand. Simply fill the container with tap water and it's ready to work, producing 0 ppm pure water on demand.

Commercial trolley built for the most demanding tasks, ideal for: professional window cleaners, contract cleaners, shopping centres, hotels, schools, hospitals, nursing homes, public houses, clubs etc.


The battery will work 12 hours consistently on full charge, which takes 6 hours to fully charge. The max flow of the system is 1700gpd (4.5ltrs per minute) with the pump working at 100psi. This system has a digital flow controller to adjust the speed or the pump, allowing the operator to save water.

#### RECOMMENDED FOR...

The **STREAMFLO® -50** Trolley System is recommended for the commercial cleaner to take water into difficult places including shopping centres, hotels, schools, hospitals etc. where trailing hoses are an issue!

#### THE STREAMFLO®-50 KIT INCLUDES:

- 1 SF-TR50-072 **STREAMFLO®-50** Trolley Filtration system, complete with 18inch DI Filter and Lithium Battery
- 2 GXTEL5200R **ECOLITE®** 5.2mtr glass fibre pole (OVA8® or other poles optional)
- 3 **STREAMLINE®** Hi-Lo 25cm brush complete with NJ3-02 pencil jets
- 4 10mtr length of 12mm **STREAMLINE®** link hose, complete with connectors
- 5 NHC12-T Hoselock tap hose connector
- 6 Handheld TDS meter to measure water quality



PART NO	ITEM
<b>SK472-252-011</b>	STREAMFLO® 50ltr Trolley Package Complete with: GXTEL5200R (22ft Reach)
<b>SK472-294-011</b>	STREAMFLO® 50ltr Trolley Package Complete with: GXTEL9400R (34ft Reach)
<b>SK472-910-031</b>	STREAMFLO® 50ltr Trolley Package Complete with: OV35-30-E (38ft Reach)
<b>SK472-914-031</b>	STREAMFLO® 50ltr Trolley Package Complete with: OV45-30-E (48ft Reach)

\*Further pole length options are available

#### ADD ADDITIONAL 25LTR DI RESIN BAG

#### MB115

Tulsion  
High Grade  
Demineralising  
Resin 25 litre







# STREAMFLO®

## STREAMFLO® Starter Kits

### STREAMFLO® 120 LITRE TROLLEY SYSTEM KITS

The **STREAMFLO®-120** Trolley System, complete with DI filter is perfect for providing pure water on demand. Simply fill the container with tap water and it's ready to work, producing 0 ppm pure water on demand.

Commercial trolley built for the most demanding tasks, ideal for: professional window cleaners, contract cleaners, shopping centres, hotels, schools, hospitals, nursing homes, public houses, clubs etc.

The battery will work 12 hrs consistently on full charge, which takes 6 hrs to fully charge. The max flow of the system is 1700gpd (4.5ltrs per minute) with the pump working at 100psi. This system has a digital flow controller to adjust the speed or the pump, allowing the operator to save water.



#### THE STREAMFLO®-120LTR KIT INCLUDES:

- 1** SF-BP120-072 **STREAMFLO®-120** litre trolley filtration system, complete with 18inch DI Filter
- 2** GXTEL5200R **ECOLITE™** 5.2mtr glass fibre pole (OVA8® or other poles optional)
- 3** **STREAMLINE®** Hi-Lo 25cm brush complete with NJ3-02 pencil jets
- 4** Handheld TDS meter to measure water quality

PART NO	ITEM
<b>SK772-252-011</b>	STREAMFLO® 120ltr Trolley Package Complete with: GXTEL5200R (22ft Reach)
<b>SK772-294-011</b>	STREAMFLO® 120ltr Trolley Package Complete with: GXTEL9400R (34ft Reach)
<b>SK772-910-031</b>	STREAMFLO® 120ltr Trolley Package Complete with: OV35-30-E (38ft Reach)
<b>SK772-914-031</b>	STREAMFLO® 120ltr Trolley Package Complete with: OV45-30-E (48ft Reach)

\*Further pole length options are available

#### ADD ADDITIONAL 25LTR DI RESIN BAG

**MB115**

Tulsion High Grade Demineralising Resin, 25 litre.





# HIGHLINE™

## HIGHLINE™ Starter Kits


### HIGHLINE™ PRESSURE WASHER KITS

Honda powered pressure washer mounted on a trolley for easy manoeuvrability and capable of meeting the demands of almost any outdoor cleaning task.

High pressure cleaning has a wide variety of applications such as gutters, cladding, wall surfaces, signs, decking, patios, paths and driveways, just to name a few.

#### RECOMMENDED FOR...

This machine is the perfect partner for gutter cleaning applications using telescoping wands or for turbo nozzles, rotary brushes and other attachments where single nozzles are used.



See page 143 for more pressure washers!



#### THE 12 LPM 150 BAR STARTER HIGH PRESSURE KIT INCLUDES:

- 1** HP-T12150PHR Honda powered pressure washer 12lpm, 150bar
- 2** Giraffe 18ft glass fibre and aluminium high pressure pole
- 3** High pressure turbo nozzle
- 4** High pressure gutter cleaning nozzle

PART NO	ITEM
HP-PACK061	12 lpm 150 Bar Starter High Pressure Kit

**Don't forget,**  
you can shop online at  
[www.streamline.systems](http://www.streamline.systems)

Contact us on  
**+44 (0)1626 830 830**  
Still proud to answer your calls in this digital age





# HIGHLINE™

## HIGHLINE™ Starter Kits

### HIGHLINE™ PRESSURE WASHER KITS

Honda powered pressure washer mounted on a trolley for easy manoeuvrability and capable of meeting the demands of almost any outdoor cleaning task.

High pressure cleaning has a wide variety of applications such as gutters, cladding, wall surfaces, signs, decking, patios, paths and driveways, just to name a few.

#### RECOMMENDED FOR...

This machine is the perfect partner for gutter cleaning applications using telescoping wands or for turbo nozzles, rotary brushes and other attachments where multiple nozzles are used, i.e. water brooms and rotary hard surface cleaners, etc.



#### THE 15 LPM 200 BAR COMMERCIAL HIGH PRESSURE KIT INCLUDES:

- 1 HP-T15200PHR-G Honda powered pressure washer 15lpm, 200bar
- 2 Giraffe 24ft glass fibre and aluminium high pressure pole
- 3 22" stainless steel flat surface cleaner
- 4 High pressure turbo nozzle
- 5 High pressure gutter cleaning nozzle

PART NO	ITEM
HP-PACK073	15 lpm 200 Bar Commercial High Pressure Kit



See page 134 for more pressure washers!



# 01 Section

## VEHICLE MOUNTED SYSTEMS



### Vehicle Systems

Here at **STREAMLINE®**, we have carried out conversions for many industry sectors and have worked hard with clients to **STREAMLINE®** their needs whilst creating conversions that work for the user.

Typical conversions encompass window cleaning vans, pressure washing vans, multi-purpose welfare vans and many more. Crash tested racking combined with other quality parts form the backbone of these conversions.



#### WINDOW CLEANING VANS

**STREAMLINE®** offers a wide range of window cleaning systems, from the world's first flat tank system, the **SMARTTANK®** to the traditional stainless steel caged **STREAMLINE®** system. The full range of systems gives you the operator the right kit for your requirements.



#### PRESSURE WASHING VANS

Pressure Washing systems installed professionally in a vehicle is something Streamline® can offer. Whether it be hot or cold jet washing units, we try to match the right machine to your needs, and then safely securing it to your vehicle.



#### MULTI-PURPOSE WELFARE VANS

Multi-purpose vans are the way forward in the cleaning industry today. One vehicle to suit all cleaning requirements saves time and money, therefore why not speak to us directly, to find out how you can achieve this with your vehicle.



**'Supplying the solutions your business needs'**





## Maximising Your Van Potential

### WARNING LIGHTS

#### LIGHTS

Beacon flashing lights - Slimline LED orange lights

#### WELFARE ACCESSORIES

i.e. washing sink, first aid kit, fire extinguisher

#### ROOF BARS

Secure RHINO roof bars suitable for vehicle chosen

#### TRACKING

Vehicle tracking system

#### ALLOY WHEELS

#### SECONDARY FLOOR

Secondary floor installed to maximise the usable van space

#### STORAGE

Internal modular racking for spare parts and accessories

#### PROTECTIVE FLOORING

Linex protective coat flooring - 100% waterproof, 10-years guarantee

#### MAXIMISE THE INTERNAL SPACE

Maximise the internal space of the van with a flat tank system.

#### TOW BAR

Fitted to suit your vehicle

#### VEHICLE GRAPHICS

i.e. Chapter-8 chevrons, full vehicle wrap, brand logos

#### UNDER BUMPER PORTS

Fitted to suit your vehicle





## Vehicle Package Solutions



Package deals are more popular than ever. When window cleaners decide to get their new **STREAMLINE®** system installed into a new vehicle, it makes sense to get them financed together as a package.

Package systems are where a new vehicle is packaged with a **STREAMLINE®** system and sometimes poles, hose reels and other ancillaries.

They tend to be popular for three main reasons. Firstly, if you're new to window cleaning, then you'll most likely need a system and vehicle to get up and running. But even if you're a seasoned pro, most window cleaners want to have a new vehicle, and what better time to get one when purchasing a system?

But it also makes good financial sense to package the two together, as the finance rates available are usually much better for a package deal that includes a vehicle than for just a system on its own.

We've included examples here of some of our most popular combinations, but don't forget that we will tailor each package to your exact requirement. If you'd like to get a personalised quote, just contact us today.

## Vehicle Packages



### New Ford Connect 240 L2H1

## ORDER WITH JUST A 10% DEPOSIT!

### One-man Operator System

The 400 Litre Window Cleaning Package is the ideal business package for the many one-man operators. Providing enough water for for a hard day's work, yet being able to still own a small van is a dream.

This package comes complete with 23ft and 35ft **STREAMLINE® OVA8®** Carbon telescopic poles, and other accessories.

We can tailor each package to suit your requirements, therefore please don't hesitate to contact us today.'



### What's included

- **SMARTTANK®** 400 RODI Single Operator system
- Battery System with Split charge
- 2nd floor fitted on top of **SMARTTANK®**
- Stainless Bumper Port for fill and use
- Stainless steel pole racks
- 1 x HRM200 free-standing hose reels
- Carbon fibre poles – 23ft and 35ft reach
- 2 x **STREAMLINE®** brushes with Jets

**Finance lease**  
**Hire purchase**  
**Contract hire**





## Ford Custom 320 L2H1

### Two-man Operator System

The new Ford Custom and our **SMARTANK® 650** Litre Window Cleaning Package, is the most popular business package for the many two-man operators.

Tanks are baffled to restrict water movement in transit. With a height of less than 400mm these tanks offer safe, low centre of gravity van systems, while taking up minimal van space. With these low profile tanks and by installing a false floor, the van load area can still be utilised for a multitude of purposes and the transport of other needed equipment. With the equipment cabinet mounted at the front of the tank, at the door opening, operation has never been easier...and with pumps, controllers and filters easily accessible, via the opening of the cabinet, maintenance and filter changes are simply and quickly achieved.

Complete with 25ft and 35ft **STREAMLINE®** poles, this is the ultimate business package. We can tailor each package to suit your requirements, therefore please don't hesitate to contact us today.



### What's included...

- **SMARTANK® 650** RODI Double Operator system
- Twin Battery System with Split charge
- 2nd Floor fitted on top of **SMARTANK**
- Stainless Bumper Port for fill and use
- Stainless steel pole racks
- 2 x HRM200 free-standing hose reels
- Carbon fibre poles – 23ft 35ft & 60ft reach
- 2 x **STREAMLINE** brushes with Jets

Finance lease  
Hire purchase  
Contract hire

## Ford Systems



## Ford Transit L3 H2

### Two-man Operator System

Our **SMARTANK® 1000** is the largest tank we install, providing a large volume of water.

The new Transit is the largest van in the Ford fleet, providing enough space for all your equipment, ensuring you have every tool on-board for the task on hand.

Why not benefit from the **SMARTANK®** innovation? Enjoy the efficiencies that it brings, the professional image that it presents, and increase your profits in doing so.

We can tailor each package to suit your requirements, therefore please don't hesitate to contact us today.



### What's included...

- **SMARTANK® 1000** RODI Double Operator system
- Twin Battery System with Split charge
- 2nd Floor fitted on top of **SMARTANK**
- Stainless Bumper Port for fill and use
- Stainless steel pole racks
- 2 x HRM200 free-standing hose reels
- Carbon fibre poles – 23ft, 35ft & 60ft reach
- 3 x **STREAMLINE** brushes with Jets

Finance lease  
Hire purchase  
Contract hire

**ORDER WITH JUST A  
10% DEPOSIT!**



## Wash & Go Business Class



Combine the hard-working Citroen Berlingo or Dispatch vans, with the innovative **STREAMLINE®** pure water cleaning systems for your ideal window cleaning partner. Fitted with the latest water filtration system, water economy regulators and all the tools required for efficient and safe cleaning, you can watch your business really clean up!

### Purchasing, leasing or hiring options available for all.

Fuel consumption figures based on combined cycle without wash system installed. Figures achieved under official EU test conditions. Intended as a guide for comparative purposes only. Figures may not be reflected in actual on-the-road driving conditions.



#### CITROEN BERLINGO

*"A most practical and useful van..."*

- Up to 3.7 m<sup>3</sup> Loadspace
- Up To 885 kg Payload
- Up to 62.8 mpg
- As low as 118g/km CO<sub>2</sub>

**STREAMLINE®** Systems to consider with this van:

- **ECOSTREAM** 250
- CLUB 250
- MIDI 350
- INTER 400



#### CITROEN DISPATCH

*"This van offers everything I need and is a pleasure to work from. A fantastic deal too..."*

- Up to 44.1 mpg
- As low as 168g/km CO<sub>2</sub>
- Up to 7 m<sup>3</sup> Loadspace
- Up to 1,200 kg Payload

**STREAMLINE®** Systems to consider with this van:

- **ECOSTREAM** 400
- INTER 400
- CONTRACTOR 500
- BRAVO 650
- **ECOSTREAM** 680
- **SMARTANK®** 650



#### CITROEN RELAY

*"This van has the determination to accompany professionals to their limits..."*

- Up to 17 m<sup>3</sup> Loadspace
- Up to 1,995 kg Payload
- Up to 38.2 mpg
- As low as 195g/km CO

**STREAMLINE®** Systems to consider with this van:

- BRAVO 650
- **ECOSTREAM** 680
- INTER 800
- MAXI 1000
- **SMARTANK®** 1000

## Citroen & Ford Systems



#### FORD TRANSIT CONNECT

Every Ford Transit is built for purpose and the all-new Transit Connect is no exception. Advanced technologies can keep you connected, entertained, safe and secure, such as Active City Stop, which senses if a low speed collision is imminent and applies the brakes automatically. Tough, practical and reliable.



- Up to 3.6 m<sup>3</sup> Loadspace
- Up to 943 kg Payload
- Up to 70.6 mpg
- As little as 105g/km CO<sub>2</sub>

**STREAMLINE®** Systems to consider with this van:

- **ECOSTREAM** 250
- CLUB 250
- MIDI 350
- INTER 400
- **SMARTANK®** 400



#### FORD TRANSIT CUSTOM

The Transit Custom sets the benchmark for efficiency and loadspace, improves your productivity and will make a striking impression on your customers.

- Up to 8.3 m<sup>3</sup> Loadspace
- Up to 1,369 kg Payload
- Up to 46.3 mpg
- As little as 162g/km CO<sub>2</sub>

**STREAMLINE®** Systems to consider with this van:

- **ECOSTREAM** 400
- INTER 400
- CONTRACTOR 500
- BRAVO 650
- **ECOSTREAM** 680
- **SMARTANK®** 650

#### FORD TRANSIT

The all-new Ford Transit is the biggest van in the range. And with a wide choice of wheelbases, cab-styles, roof-heights, engines and more, it provides you with an extensive range of options to specify your vehicle. In short, name your business, list your requirements and you'll find a Transit purpose-built for the job.



- Up to 15.1 m<sup>3</sup> Loadspace
- Up to 2,177 kg Payload

**STREAMLINE®** Systems to consider with this van:

- BRAVO 650
- **ECOSTREAM** 680
- INTER 800
- MAXI 1000
- **SMARTANK®** 1000

- Up to 42.8 mpg
- As little as 179g/km CO<sub>2</sub>





We know that when you choose Volkswagen Commercial Vehicles, you're looking for more than just four walls on four wheels. You want a van that looks after itself while you take care of business. A vehicle that makes a statement, as well as a delivery. An investment for the future that makes a difference today.

### Purchasing, leasing or hiring options available for all

Fuel consumption figures based on combined cycle without wash system installed. Figures achieved under official EU test conditions. Intended as a guide for comparative purposes only. Figures may not be reflected in actual on-the-road driving conditions.

#### VOLKSWAGEN CADDY



Caddy Maxi is more functional, flexible and versatile than ever before. Standard features including Automatic Post-Collision braking, Side and curtain airbags, Electronic Stability Control and ABS to ensure the highest possible levels of safety

- Up to 4.2 m<sup>3</sup> Loadspace
- Up to 734 kg Payload
- Up to 58.8 mpg
- As little as 126g/km CO<sub>2</sub>

**STREAMLINE** Systems to consider with this van:

- **ECOSTREAM** 250
- CLUB 250
- MIDI 350
- INTER 400

#### VOLKSWAGEN TRANSPORTER



The sixth-generation of a design icon. Versatile, flexible and packed with new features for better safety, improved comfort and convenience.

- Up to 9.3 m<sup>3</sup> Loadspace
- Up to 1,301 kg Payload
- Up to 47.9 mpg
- As little as 153g/km CO<sub>2</sub>

**STREAMLINE** Systems to consider with this van:

- **ECOSTREAM** 400
- INTER 400
- CONTRACTOR 500
- BRAVO 650
- **ECOSTREAM** 680
- **SMARTANK** 650

#### VOLKSWAGEN CRAFTER



Let our biggest van help with the hard work. It is supremely customisable, strong, safe and easy to work with.

- Up to 17.0 m<sup>3</sup> Loadspace
- Up to 2,554 kg Payload
- Up to 42.2 mpg
- As little as 176g/km CO<sub>2</sub>

**STREAMLINE** Systems to consider with this van:

- BRAVO 650
- **ECOSTREAM** 680
- INTER 800
- MAXI 1000
- **SMARTANK** 1000

## Volkswagen & Renault Systems



### RENAULT KANGOO

*The Renault Kangoo – efficient, smart and versatile.*



The Renault Kangoo Van has been specially designed to meet the needs of professionals, whatever business environment. With panel van, crew van and zero emission versions, the Kangoo can be adapted to your every demand, offering a wide range of custom-built

- Up to 2.4 m<sup>3</sup> Loadspace
- Up to 800 kg Payload
- Up to 67.3 mpg
- As little as 110g/km CO<sub>2</sub>

**STREAMLINE** Systems to consider with this van:

- **ECOSTREAM** 250
- CLUB 250
- MIDI 350
- INTER 400

and practical solutions. With its aerodynamic design, efficient engines, high levels of comfort and safety, and the latest on-board technology, the Kangoo is a hard to beat.

#### RENAULT TRAFIC



The Trafic Van has been specifically designed to meet the needs of professionals, whatever their business environment. In panel van, crew van and passenger versions, the Trafic can be adapted to your every demand, offering a wide range of custom-built and practical solutions, plus the ability to create other variations using the Platform Cab version as a base. With its stylish and protective design, quiet efficient engines, the latest on-board technology and high levels of comfort and safety, the Trafic holds all the cards.

- Up to 8.0 m<sup>3</sup> Loadspace
- Up to 1,269 kg Payload
- Up to 47.9 mpg
- As little as 155g/km CO<sub>2</sub>

**STREAMLINE** Systems to consider with this van:

- **ECOSTREAM** 400
- INTER 400
- CONTRACTOR 500
- BRAVO 650
- **ECOSTREAM** 680
- **SMARTANK** 650

#### RENAULT MASTER



The Master Van has been specifically designed to adapt to the most demanding requirements with load volumes up to 17 m<sup>3</sup> and payloads up to 1,610 kg (3.5T versions) and 2,254 kg (4.5T versions). There are many factory conversions to choose from, including tippers, dropsides, box vans, minibuses and Luton vans. To make your working day even easier and safer, a new generation ESC with Hill Start Assist, Grip Xtend and Trailer Swing Assist now comes as standard on every version.

- Up to 14.90 m<sup>3</sup> Loadspace
- Up to 2,134 kg Payload
- Up to 40.9 mpg
- As little as 180g/km CO<sub>2</sub>

**STREAMLINE** Systems to consider with this van:

- BRAVO 650
- **ECOSTREAM** 680
- INTER 800
- MAXI 1000
- **SMARTANK** 1000



## Vauxhall Systems



VAUXHALL

Whatever your line of business, Vauxhall Commercial Vehicles can help you deliver. With four different award-winning models – Combo, Movano and Vivaro – we offer a massive choice of over 340 variants including panel vans, chassis cabs, crew cabs, platform cabs, tippers, dropsides, box vans and passenger carriers. We're also committed to keeping your business moving. That means reliable, fuel-efficient vehicles – including our new ecoFLEX range.

### Purchasing, leasing or hiring options available for all

Fuel consumption figures based on combined cycle without wash system installed. Figures achieved under official EU test conditions. Intended as a guide for comparative purposes only. Figures may not be reflected in actual on-the-road driving conditions.



#### VAUXHALL COMBO *The Vauxhall Combo, Class – leading carrying power.*

Every way you look at the Vauxhall Combo you'll find the perfect compact van. With a choice of lengths, a wide load floor, high payload, low or high roof and much more, Combo offers you maximum flexibility in space and carrying power.

**STREAMLINE** Systems to consider with this van:

- \* **ECOSTREAM** 250
- \* CLUB 250
- \* MIDI 350
- \* INTER 400

- Up to 4.2 m<sup>3</sup> Loadspace
- Up to 1,000 kg Payload
- Up to 58.9 mpg
- As little as 126g/km CO<sub>2</sub>



#### VAUXHALL VIVARO

The Vauxhall Vivaro Van has been specifically designed to meet the needs of professionals, whatever their business environment. In panel van, crew van and passenger versions, the Vivaro can be adapted to your every demand, offering a wide range of custom-built and practical solutions, plus the ability to create other variations using the Platform Cab version as a base.

- Up to 8.6 m<sup>3</sup> Loadspace
- Up to 1,281 kg Payload

**STREAMLINE** Systems to consider with this van:

- **ECOSTREAM** 400
- INTER 400
- CONTRACTOR 500
- BRAVO 650
- **ECOSTREAM** 680
- **SMARTANK** 650

- Up to 47.9 mpg
- As little as 155g/km CO<sub>2</sub>



#### VAUXHALL MOVANO

Big. Strong. And Versatile. That's Movano. With an extensive range of models that give you more of what you need from a commercial vehicle. Four load lengths. Three roof heights. Larger load volumes. Higher gross vehicle weights and gross combination weights. Plus a choice of front-wheel drive, single rear-wheel drive or twin rear-wheel drive variants

- Up to 14.1 m<sup>3</sup> Loadspace
- Up to 2,254 kg Payload

**STREAMLINE** Systems to consider with this van:

- \* BRAVO 650
- \* **ECOSTREAM** 680
- \* INTER 800
- \* MAXI 1000
- \* **SMARTANK** 1000

- Up to 40.9 mpg
- As little as 176g/km CO<sub>2</sub>

## Van Systems

**Don't forget,**  
you can shop online at  
[www.streamline.systems](http://www.streamline.systems)







## HIRE VAN SOLUTIONS



### Vehicle Hire

Not ready to commit to purchasing a fully kitted out window cleaning van? Or perhaps you only require a van for a limited period? Instead of buying a full turn-key package we can offer Vehicle Hire on a short or long-term basis. We are pleased to be able to offer our Window Cleaning Vans for you to hire if you aren't in a position to purchase, or if you only require a van for a short period of time.

#### THERE ARE LOTS OF BENEFITS TO VEHICLE HIRE INCLUDING:

- Having the equipment, you require quickly without a large cash investment.
- Allowing you to keep existing credit lines open.
- You can use other funding for working capital allowing you to maintain a healthy business.
- Fixed payment terms allow for easy budgeting and fixed overheads.
- Pay as you gain the benefit, not before.
- Equipment pays for itself with immediate return on investment.
- Having the equipment, you need, not the equipment your budget limits you to.
- Having total peace of mind knowing you have a full back-up service on all the equipment should things go wrong.

#### WHAT DO YOU GET?

Our hire van package includes the latest models (subject to availability) professionally installed with a **STREAMLINE**® water delivery unit with pumps and controllers, metal hose reel with 100m of **STREAMLINE**® Minibore delivery hose, leisure battery and split charge relay system, polyurethane floor coating, pole racks and a bumper port.

Filtration options, water fed poles, water heating systems and other accessories are available for hire at an additional cost.

RFL and vehicle maintenance expenses are included, excluding fuel.

#### NOT SEEING EXACTLY WHAT YOU REQUIRE?

We are more than happy to discuss bespoke packages, including size and make of van, types of equipment and accessories, and hire period options. Please get in contact with us if you would like to discuss these options further.

#### PROVISIONS

- All figures provided are subject to account approval.
- All amounts quoted are exclusive of VAT which must be added at the going rate.
- The above figures do not include insurance cover on van and/or contents.

A valid insurance certificate must be provided ahead of delivery/ collection of the hire van.

**Call today on  
+44 (0)1626 830 830**

**For the latest rates**

(Minimum hire 1 week)





Scan the QR code to  
view our crash test  
videos on YouTube >>



## **SMARTANK®** CRASH TESTED

The **STREAMLINE® SMARTANK®** has been crash tested at the test centre of Horiba Mira, who are an independent automotive engineering consultancy.

The vehicle was fitted with a **SMARTANK® 650** system, which had been filled with water to its maximum capacity. The vehicle was towed on a rail system at a speed of 30 miles per hour, into a solid concrete block, assimilating a head on collision.

The vehicle reached its maximum speed within two seconds and was guided into its obstacle. On impact, we saw the effects of the water tank rupturing and spilling the contents, mostly, out the back of the vehicle.

The majority of the kinetic energy was dissipated due to the rupturing of the tank, and, as a result of this, the tank remained securely held within the load area of the vehicle. The anchoring system of the tank, remained intact, thus protecting the driver from the load which is being carried.

**The driver of the vehicle will have sustained no injuries directly relating to the STREAMLINE® SMARTANK® 650 system being fitted in the vehicle.**







## 02 Section

# WATERFED TANK SYSTEMS



## Van Mounted Tank Systems

### **SMARTANK®**

The new **SMARTANK®** is a welcome addition to the **STREAMLINE®** range of van-mounted tank systems.



Being modular in design, these tanks can be fixed into vehicles utilising a metal flange, as opposed to traditional systems which use whole metal frames. With the equipment cabinet mounted at the front of the tank, at the door opening, operation has never been easier ... and with pumps, controllers and filters easily accessible, via the opening of the cabinet, maintenance and filter changes are simple and quickly achieved.

All tanks are baffled to restrict water movement in transit. With a height of less than 400mm these tanks offer safe, low centre of gravity van systems, while taking up minimal van space. With these low level tanks and by installing a false floor, the van load area can still be

utilised for a multitude of purposes and transit of other needed equipment. Various pump and filter combinations are available and each system can be offered in single or twin user options. Alternatively, the tank can be used simply for water delivery only.

Added to this comprehensive offering is a range of hose reel options to make the **SMARTANK®** system probably the most versatile flat tank system on the market today.






## SMARTANK®

QUALITY ASSURED  
PRODUCT 2020

- Waterfed poles with brush head options eliminate the need for steps / ladders. Utilising a waterfed system can reduce cleaning time by more than half, increasing operator efficiencies.
- SMARTANK** system offers low centre of gravity and a safe means of water transport.
- Flat tank design with a false floor (able to hold up to 250 kg) maximises van load area usage.
- Pumps run on 12 volt power, making them safe, quiet running and low cost to maintain.
- Flow controllers reduce water usage to a bare minimum.
- SMARTANK** system presents a professional image to your clients.
- Available in 400, 650, and 1000 litre options


Benefit from the **SMARTANK** innovation, the efficiencies that it brings and increase your profits.



## Van Mounted Tank Systems

### SMARTANK® 400

The **SMARTANK** 400 Litre is a very compact system designed for efficiency. Various pump and filter combinations are available and can be offered as single or twin user options.



#### SMARTANK® 400

The **SMARTANK** 400 Litre System with Pump and Controller

#### SMARTANK® 400 - DI

The **SMARTANK** 400 Litre System with Pump and Controller and DI Vessel

#### SMARTANK® 400 - RODI

The **SMARTANK** 400 Litre System with Pump and Controller and RO Filter



#### Available to be installed into:

- Ford Connect
- Renault Trafic
- Fiat Talento

Height, width, length, dry weight, wet weight:



438mm



1580mm



1120mm



65 kg



465 kg





## SMARTANK® 650

The **SMARTANK®** 650 Litre is a very compact system designed for efficiency. Various pump and filter combinations are available and can be offered as single or twin user options.

**650  
LITRE**



### SMARTANK® 650

The **SMARTANK®** 650 Litre System with Pump and Controller

### SMARTANK® 650 - DI

The **SMARTANK®** 650 Litre System with Pump and Controller and DI Vessel

### SMARTANK® 650 - RODI

The **SMARTANK®** 650 Litre System with Pump and Controller and RO Filter



#### Available to be installed into:

- Ford Custom
- Citroen Dispatch
- Peugeot Expert
- Renault Trafic
- Fiat Talento

Height, width, length, dry weight, wet weight:



438mm



2400mm



1120mm



76 kg



726 kg

## Van Mounted Tank Systems

**1000  
LITRE**

## SMARTANK® 1000

The **SMARTANK®** 1000 Litre is a very compact system designed for efficiency. Various pump and filter combinations are available and can be offered as single or twin user options.



### SMARTANK® 1000

The **SMARTANK®** 1000 Litre System with Pump and Controller

### SMARTANK® 1000 - DI

The **SMARTANK®** 1000 Litre System with Pump and Controller and DI Vessel

### SMARTANK® 1000 - RODI

The **SMARTANK®** 1000 Litre System with Pump and Controller and RO Filter



#### Available to be installed into:

- Ford Transit
- Citroen Relay
- Volkswagen Crafter
- Renault Master
- Vauxhall Movano

Height, width, length, dry weight, wet weight:



438mm



2850mm



1120mm



109 kg



1109 kg



## ECOSTREAM™

The **ECOSTREAM™** range of tank systems represent excellent value for money as they are modular in design and can be fixed into vehicles permanently without the need of a stainless steel frame to do so. This allows significant savings to be made over against traditional systems, without compromising on the professional image that window cleaners always strive for.

All tanks are baffled to restrict water movement in transit. The tanks also allow for pump, controller, filter and hose reel components to be fitted

directly to them, ensuring best use of the compact designs and maximising van space.

There are packages designed to suit every need from straight forward water delivery units, i.e. pump and controller only, to demineralising and reverse osmosis systems or a combination of both, depending on customers' requirements.

Added to this comprehensive offering is a range of hose reel options to make the **ECOSTREAM™** Tank Systems probably the most versatile and cost effective van mounted systems on the market today!

TANK SIZE	DESCRIPTION
<b>250 Litre Systems</b>	
<b>ECO250</b>	ECOSTREAM™ 250 Litre System with Pump and Controller
<b>ECO250-DI</b>	ECOSTREAM™ 250 Litre System with Pump, Controller and DI Vessel
<b>ECO250-RODI</b>	ECOSTREAM™ 250 Litre System with Pump, Controller and RO-DI Filter
<b>400 Litre Systems</b>	
<b>ECO400IL</b>	ECOSTREAM™ 400 Litre System with Pump and Controller
<b>ECO400IL-DI</b>	ECOSTREAM™ 400 Litre System with Pump, Controller and DI Vessel
<b>ECO400IL-RODI</b>	ECOSTREAM™ 400 Litre System with Pump, Controller and RO-DI Filter
<b>680 Litre Systems</b>	
<b>ECO680</b>	ECOSTREAM™ 680 Litre System with Twin Pump and Controller
<b>ECO680-DI</b>	ECOSTREAM™ 680 Litre System with Twin Pump, Controller and DI Vessel
<b>ECO680-RODI</b>	ECOSTREAM™ 680 Litre System with Twin Pump, Controller and RO-DI Filter

It doesn't cost much to have a professional image with **ECOSTREAM™**.

**Don't forget,**  
you can shop online at  
[www.streamline.systems](http://www.streamline.systems)

## Van Mounted Tank Systems

QUALITY ASSURED  
PRODUCT

2020

**250  
LITRE**



Height, width, length, dry weight, wet weight:



720mm



1100mm



520mm



35 kg



285 kg

The **ECOSTREAM™** 250 Litre system is ideal for the smaller domestic window cleaner or for facilities managers.

Due to its compact size and the fact all components are housed within the tank footprint, this product takes up little room, even in smaller vans, allowing space for other equipment.

- Capacity: 250 litre baffled tank
- All components housed neatly on the tank
- Single Streamflo® 100 PSI pump with **STREAMLINE®** digital controller
- Metal hose reel - optional extra
- 50m x 6mm Microbore hose - optional extra

### Component Housing

Pump, Controller and Battery all neatly housed in the tank.

### Hose & Reel

Mounted neatly on the tank resulting in minimum floor spaced used.

### Securing Brackets

Hold the tank secure and bolted through into the chassis.

All van mounted systems are fitted in-house at **STREAMLINE®** and will usually take approximately one day to install. If your van needs the waterproof, Linex polyurethane floor lining this will add a second day, but even then you can be out earning money in no time!





## Van Mounted Tank Systems

### INTERLOCK TANK SYSTEM

The **ECOSTREAM™** 400 Litre Interlock System is a great starter option for a medium size vehicle, with the potential for adding more capacity to the tank with the interlocking principle. Due to its compact size and the fact all components are housed within the tank footprint, this product takes up little room, even in smaller vans, allowing space for other equipment, provided the vans payload allows for the total weight of the system when full. Comes with pump and controller. Battery, hose reel and coupling options available. Assembled ready to install.

- Capacity: 400 litre baffled tank
- Single **STREAMFLO™** 100 PSI pump with **STREAMLINE™** digital controller
- Robust metal hose reel with lock mechanism - optional extra
- 100m x 8mm Minibore hose - optional extra.

Height, width, length, dry weight, wet weight:



630mm



1370mm



650mm



45 kg



445 kg

### FLAT TANK SYSTEM

The **ECOSTREAM™** 680 Litre Flat Tank System is a great space saving option for large size vehicles. It is designed for one or two operators to work from and can house two pumps and controllers. Comes with two pumps and controllers. Battery, hose reel and coupling options available. Assembled ready to install.

- Capacity: 680 litre baffled tank
- 2 x **STREAMFLO™** 100 PSI pump
- 2 x **STREAMLINE™** digital controller
- Robust metal hose reels with locking mechanism - optional extra
- 100m x 8mm Minibore hose - optional extra.

Height, width, length, dry weight, wet weight:



420mm



1600mm



1220mm



75 kg



755 kg



**680 LITRE**



## Simple in design. Simple in construction. Simple to use.

**STREAMLINE®** water filtration systems are designed to be used for window cleaning, solar panel cleaning, boat cleaning etc. where a spot-free finish is essential. To achieve this, the system has a series of filters to produce pure water with a reading of 0 ppm. However, the filters require maintenance from time to time to maintain optimum efficiency.

TANK SIZE	DESCRIPTION
<b>250 Litre Systems</b>	
<b>CLUB250</b>	250 Litre Delivery System Single Operator
<b>CLUB250-DI</b>	250 Litre Resin Bead Filter System Single Operator
<b>CLUB250-RODI</b>	250 Litre Reverse Osmosis Filter System Single Operator
<b>350 Litre Systems</b>	
<b>MIDI350</b>	350 Litre Delivery System Single Operator
<b>MIDI350-DI</b>	350 Litre Resin Bead Filter System Single Operator
<b>MIDI350-RODI</b>	350 Litre Reverse Osmosis Filter System Single Operator
<b>400 Litre Systems</b>	
<b>INTER400</b>	400 Litre Delivery System Single Operator
<b>INTER400-DI</b>	400 Litre Resin Bead Filter System Single Operator
<b>INTER400-RODI</b>	400 Litre Reverse Osmosis Filter System Single Operator
<b>500 Litre Systems</b>	
<b>CONTRACTOR500</b>	500 Litre Delivery System Double Operator
<b>CONTRACTOR500-DI</b>	500 Litre Resin Bead Filter System Double Operator
<b>CONTRACTOR500-RODI</b>	500 Litre Reverse Osmosis Filter System Double Operator
<b>650 Litre Systems</b>	
<b>BRAVO650</b>	650 Litre Delivery System Single Operator
<b>BRAVO650-D</b>	650 Litre Delivery System Double Operator
<b>BRAVO650-DI</b>	650 Litre Resin Bead Filter System Single Operator
<b>BRAVO650-D-DI</b>	650 Litre Resin Bead Filter System Double Operator
<b>BRAVO650-RODI</b>	650 Litre Reverse Osmosis Filter System Single Operator
<b>BRAVO650-D-RODI</b>	650 Litre Reverse Osmosis Filter System Double Operator
<b>800 Litre Systems</b>	
<b>INTER800</b>	800 Litre Delivery System Single Operator
<b>INTER800-D</b>	800 Litre Delivery System Double Operator
<b>INTER800-DI</b>	800 Litre Resin Bead Filter System Single Operator
<b>INTER800-D-DI</b>	800 Litre Resin Bead Filter System Double Operator
<b>INTER800-RODI</b>	800 Litre Reverse Osmosis Filter System Single Operator
<b>INTER800-D-RODI</b>	800 Litre Reverse Osmosis Filter System Double Operator
<b>1000 Litre Systems</b>	
<b>MAXI1000</b>	1000 Litre Delivery System Double Operator
<b>MAXI1000-D-DI</b>	1000 Litre Resin Bead Filter System Double Operator
<b>MAXI1000-D-RODI</b>	1000 Litre Reverse Osmosis Filter System Double Operator

## Van Mounted Tank Systems



- Available in a range of tank sizes and filter specifications to meet your exact requirements
- Fitting service if required
- Reliable Shurflo pumps with variable controllers







**Simple in design.**  
**Simple in construction.**  
Simple to use.

## Van Mounted Tank Systems

- Available in a range of tank sizes and filter specifications to meet your exact requirements
- Fitting service if required
- Reliable Shurflo pumps with variable controllers

### STAINLESS STEEL FRAME

Corrosion resistant and incredibly strong

### DIGITAL FLOW CONTROLLER

For precision water flow

### PRE-FILTERS

Extend the life of the beads

### INLINE SOLENOID VALVE

Automatic shut-off for ease of filling

### STREAMFLO™ PUMP

Reliable 12 volt on demand pump with pressure switch

### ROBUST, BAFFLED POLYETHYLENE TANKS

With vented caps

### REVERSE OSMOSIS FILTER

Reduces running costs in hard water areas

### REGENERATING BEAD UNIT

Keeping softener beads in optimum condition

### SOFTENER BEAD FILTER

Prepares water for the R.O. filter

### DE-IONISING BEAD FILTER

Final polishing stage



All **STREAMLINE®** systems are backed with full spares availability and technical support.



## Quality components in a robust stainless steel cabinet.

It is a fact that hot water cleans better than cold water, so why not improve your cleaning results with a **HEATWAVE™** water heater? The greatest benefit of this superb kit to the cleaning contractor is reduced cleaning times, as hot water cuts through dirt, snail trails, fly spots, spider webs etc. far easier than if using cold water.

### HEATWAVE™

**HEATWAVE™** water heater systems use diesel from either the vehicle's fuel tank or a separate tank that can be filled with red diesel for economy. The greatest benefit of this superb kit to the cleaning contractor is reduced cleaning times, as hot water cuts through dirt, snail trails, fly spots, spider webs etc. far easier than using cold water.

- Safe to use, diesel-fired water heater
- Space saving design
- Built-in thermostat
- Can be retrofitted to any pure water system
- Simple installation instructions included

QUALITY ASSURED  
PRODUCT 2020



## Van Mounted Hot Water Systems

### SFC6 Frostat Electronic Controller

To be used in conjunction with the **HEATWAVE™** Thermo 1 & 2 hot water systems.

- Prevents hoses and other components from freezing in icy conditions
- Allows fine adjustment of your pump's flow
- Compatible with all 12V pumps and Microbore hose
- Displays battery voltage and water temperature



PART NO	ITEM
<b>SFC6</b>	Frostat Electronic Controller

### HEATWAVE™

#### THERMO1

**HEATWAVE™** water heater systems use diesel from either the vehicle's fuel tank or a separate remote tank that can be filled with red diesel for economy.

Benefits of the **HEATWAVE™** water heaters include:

- Safe to use, diesel-fired water heater which can draw fuel from the tank
- Built in thermostat
- Compact design for maximum space saving
- Robust stainless steel cabinet for long life and no rusting
- Frostat controller with digital reading to prevent the system from freezing and to keep you working
- Can be retrofitted to any pure water system.
- 5.2 kW diesel burner
- Fuel consumption approx 0.5 l/h
- Single operator use



Height, width, length, dry weight:



711mm



203mm



508mm



32 kg

PART NO	ITEM
<b>THERMO1</b>	HEATWAVE™ Thermo 1 Complete, Single Operator





## HEATWAVE™

### THERMO2-S THERMO2-D

Hot Water System –  
9 kW Single and Double  
Operator Burner



HEATWAVE™ water heater systems use diesel from either the vehicle's fuel tank or a separate remote tank that can be filled with red diesel for economy.

Benefits of the HEATWAVE™ water heaters include:

- Safe to use, diesel-fired water heater which can draw fuel from the tank
- Built in thermostat

- Compact design for maximum space saving
- Robust stainless steel cabinet for long life and no rusting
- Froststat controller with digital reading to prevent the system from freezing and to keep you working
- Can be retrofitted to any pure water system.

#### Thermo 2-D Specifications

- 9 kW Diesel Burner
- Fuel Consumption - Approx 1.1 l/h
- Single or double operator use

Height, width, length, dry weight:



711mm



320mm



508mm



39 kg

PART NO	ITEM
<b>THERMO2-S</b>	HEATWAVE™ Thermo 2 Complete, Single Operator, Single Heat Exchanger
<b>THERMO2-D</b>	HEATWAVE™ Thermo 2 Complete, Dual Operator, Double Heat Exchanger

## Van Mounted Hot Water Systems

## HEATWAVE™

### THERMO2-H Hot Water System – 9 kW Double Operator Burner



Benefits of the HEATWAVE™ water heaters include:

- Safe to use, diesel-fired water heater which can draw fuel from the tank
- Built in thermostat
- Compact design for maximum space saving
- Robust stainless steel cabinet for long life and no rusting
- Froststat controller with digital reading to prevent the system from freezing and to keep you working
- Can be retrofitted to any pure water system

#### Thermo 2-H Horizontal Specifications

- 9 kW Diesel Burner
- Fuel Consumption - Approx 1.1 l/h
- Double Operator Use

Our new Horizontal Hot Water System fits directly under the SMARTTANK™ secondary floor, thus saving additional room in your vehicle. The horizontal Heatwave can be fitted in the side door of most vehicles.

HEATWAVE™ water heater systems use diesel from either the vehicle's fuel tank or a separate remote tank that can be filled with red diesel for economy.

Height, width, length, dry weight:



400mm



290mm



890mm



39 kg

PART NO	ITEM
<b>THERMO2-H</b>	Horizontal HEATWAVE™ Thermo 2 Complete, Dual Operator, Double Heat Exchanger



03

Section

## PORTABLE WATERFED SYSTEMS

Trailer systems are extremely versatile and allow you to free up the load area in your van or even run your cleaning operation with a car. Options include simple de-ionising resin filter systems, or mini reverse osmosis filter systems for use in hard water areas, fitted and ready to go.



### Portable Waterfed Systems

#### Brenderup Trailer System - Double Operator

With 13" wheels for ease of towing, lockable ABS lid, gas struts, jockey wheel and tailgate as standard, this is a high quality trailer specification.

Trailer systems are extremely versatile and allow you to free up the load area in your van or even run your cleaning operation with a car. Options include simple de-ionising resin filter systems, or mini reverse osmosis filter systems for use in hard water areas, fitted and ready to go.

##### Component Housing:

- 100 PSI pumps for use with Microbore hoses
- 85 Ah leisure battery for maximum operating time
- Linex floor lining to prevent against rusting
- De-ionising resin filter for fast pure water production
- Pump controller for infinite flow control
- Lockable ABS hinged lid fitted with gas struts
- External ports for ease of filling/supply whilst trailer remains locked
- Solenoid valve for auto shut-off to prevent tanks from over filling

##### Options:

- Reverse osmosis filtration for economical water production
- Single or Double operator system

System Specification now includes the NEW SMARTANK® 400 Litre Tank design



**STREAMLINE®** Trailers, behind you all the way!





#### 1205COMP6-RODI-2

- **SMARTANK**® 400 litre tank system
- Low maintenance with 40" Reverse Osmosis Filter
- **STREAMLINE**® digital controller with
- **STREAMFLO** pump
- Refillable de-ionising filter
- 110 Ah leisure battery
- Waterproof Linex Floor
- Lockable ABS lid
- External filling and dispensing ports



#### 400 Litre Trailer System

Being modular in design, these tanks can be fixed into trailers utilising a metal flange, as opposed to traditional systems using whole metal frames.

With the equipment cabinet mounted at the front of the tank, at the door opening, operation has never been easier...and with pumps, controllers and filters easily accessible, via the opening of the cabinet, maintenance and filter changes are simply and quickly achieved.

Bespoke systems are available to manufacture, including pressure washing apparatus, solar panel cleaning kits, or basic delivery units. Please contact **STREAMLINE**® for further information.

#### Choose your specification:

- Reverse Osmosis filtration for economical water production
- Softener kit - extends the life of the Reverse Osmosis filter
- External ports for ease of filling/supply whilst trailer remains locked
- Solenoid valve for auto shut-off to prevent tanks from over filling
- Mounted hose reels with 100 metre Microbore Hose
- Single or Double Operator

Single or  
Double  
Operator



SYSTEM PART NO	OVERALL DIMENSIONS	PAYLOAD	TANK SIZE	DESCRIPTION	NO. OF PUMPS	NO. OF HOSE REELS
<b>1205COMP6-1</b>	305 x 160cm	610 kg	400 litre	SMARTANK® Delivery Bowser Unit	1	1
<b>1205COMP6-2</b>	305 x 160cm	610 kg	400 litre	SMARTANK® Delivery Bowser Unit	2	2
<b>1205COMP6-DI-1</b>	305 x 160cm	610 kg	400 litre	SMARTANK® DI Filtration System	1	1
<b>1205COMP6-DI-2</b>	305 x 160cm	610 kg	400 litre	SMARTANK® DI Filtration System	2	2
<b>1205COMP6-RODI-1</b>	305 x 160cm	610 kg	400 litre	SMARTANK® RODI Filtration System	1	1
<b>1205COMP6-RODI-2</b>	305 x 160cm	610 kg	400 litre	SMARTANK® RODI Filtration System	2	2

Don't forget,  
you can shop online at  
[www.streamline.systems](http://www.streamline.systems)



NEW 2020

## Trailer Systems

One of the most recent additions to our trailer range is our enclosed trailer systems. These trailers are extremely adaptable, spacious and easily accessible for whatever you wish to use it for. With blank canvas white coated exteriors, these trailers are ideal for your business logo or graphics.

The trailers feature a tapered/curved front section to maximise space and reduce drag. The increase in fuel economy makes a real difference when you are covering long distances. Other features such as front access doors, spare wheels, galvanized steel chassis, roof frame and drawbars offer unbeatable corrosion protection. These enclosed trailers are supplied by Ifor Williams, a durable, practical and reliable brand.

See more about Ifor Williams  
Trailers on pages 150-151



## New Enclosed Trailer Systems

### BV85 Trailer

- **SMARTANK** 650 litre tank system
- Low maintenance with 40" Reverse Osmosis Filter
- **STREAMLINE** digital controller with
- **STREAMFLO** pump
- Refillable de-ionising filter
- 110 Ah leisure battery
- Waterproof Linex Floor
- Lockable roller shutter door
- External filling and dispensing ports







NEW 2020

## Introducing the **STREAMLINE®** 120 Litre Barrow

Our range is ever increasing. Perfect for on-site cleaning of windows, gutters, fascias and cladding in and around institutions such as schools, colleges, shopping centres, business parks etc. The purpose built 125 litre low profile water tank is mounted on a two wheel trolley with large flat-free tyres offering excellent stability, even when full. Fitted with our **STREAMBOX™** powerpack which includes a 100 PSI pump and gel battery making it a versatile addition to the range.

The complete system includes a 5 metre feed hose with couplers to connect the pump to a pole, and a battery charger to charge the battery. The barrow can also be purchased without a **STREAMBOX™** fitted allowing it to be used in other applications such as mobile pressure washing, water delivery, etc



Hose reel  
Optional  
Extra



Contact us on **+44 (0)1626 830 830**  
Still proud to answer your calls in this digital age

### Barrow Trolleys

#### **STREAMLINE® 120 Litre**

with Digital Controller, Lithium/normal battery and charger

PART NO  
**SF-B120L-000**  
**SF-B120-000**



#### **Specifications:**

- 100 PSI Pump
- Digital Flow Controller

#### **Applications include:**

- Water Delivery
- Plant Watering
- Window Cleaning
- Plus many more.

Height, width, length, dry weight:



74cm



68cm



152cm



32 kg

#### **STREAMLINE® 120 Litre with DI Filter**

6x18 DI Filter, Digital Controller, Lithium/normal Battery and Charger

PART NO  
**SF-B120L-072**  
**SF-B120-072**



#### **Specifications:**

- 100 PSI Pump
- Push Button Switch

#### **Applications include:**

- Water Delivery
- Plant Watering
- Window Cleaning
- Plus many more.

Height, width, length, dry weight:



74cm



68cm



152cm



34 kg



## STREAMFLO-25<sup>®</sup> STREAMFLO-50<sup>®</sup>

The **STREAMFLO-25™** and **STREAMFLO-50™** Trolley Systems, mobile water delivery providing pure water on demand. Simply fill the container with tap water and it's ready to work, producing 0 ppm pure water on demand (version with resin filter only). Commercial trolley built for the most demanding tasks, ideal for: professional window cleaners, contract cleaners, shopping centres, hotels, schools, hospitals, nursing homes, public houses, clubs etc.

Resin capacity to filter up to 2,000 litres\* of pure water. (\*At a starting TDS of 100 ppm. in 25 litre and 50 litre)

### Features

- 25 litre container (approx use – 25 litres of water per house).
- TDS hand-held meter for accurate water quality checks (DI version only).
- Powerful 100 PSI diaphragm pump.
- **STREAMLINE** Flow Controller to maximise flow and save wasting water.
- Rechargeable gel battery with intelligent battery charger for efficient recharging (it is recommended that you charge battery each night, however battery may last 2–3 days, depending on usage).
- Compact design, with collapsible handles for storing in confined spaces.
- Lightweight frame with handle mounted on the front plate, for easy lifting and handling.
- Low profile flat-free tyres, for rough terrain.
- DI filtration (optional extra – see part codes below) for fast pure water production.
- Stainless outlet connector with stop valve to save water when disconnected.



## 400 Litre Trailer System

### STREAMFLO<sup>®</sup> 25 25 Litre Trolley System

The NEW **STREAMFLO<sup>®</sup>** 25 Litre Trolley System is available in 2 x different filtration options: '-000' No filtration vessel, delivery system only '-072' 18" DI Filtration, for standard tap water purification.

#### Specifications:

- Height: 115cm (72cm compressed)
- Depth: 65cm
- Width: 45cm
- Weight: 31kg (Dry)

PART NO	ITEM
<b>SF-TR25-000</b>	STREAMFLO <sup>®</sup> 25 Litre Trolley with battery and charger
<b>SF-TR25-072</b>	STREAMFLO <sup>®</sup> 25 Litre Trolley with 6 x 18 DI filter, digital controller, battery and charger
<b>BC4L-TR-ES</b>	Additional Lithium Ion Trolley Battery Charger
<b>LB16AH-L</b>	Lithium Ion Battery, Suit SF-TR25 & SF-TR50 Trolley Range c/w Charger

NEW  
REDUCED  
HEIGHT

NEW  
BATTERIES



### STREAMFLO<sup>®</sup> 50 50 Litre Trolley System

The **STREAMFLO<sup>®</sup>** 50 Litre Trolley System is available in 2 x different filtration options: '-000' No filtration vessel, delivery system only '-072' 18" DI Filtration, for standard tap water purification.

#### Specifications:

- Height: 115cm (72cm compressed)
- Depth: 65cm
- Width: 50cm
- Weight: 45kg (Dry)

PART NO	ITEM
<b>SF-TR50-000</b>	STREAMFLO <sup>®</sup> 50 Litre Trolley with battery and charger
<b>SF-TR50-072</b>	STREAMFLO <sup>®</sup> 50 Litre Trolley with 6 x 18 DI filter, digital controller, battery and charger
<b>BC4L-TR-ES</b>	Additional Lithium Ion Trolley Battery Charger
<b>LB16AH-L</b>	Lithium Ion Battery, Suit SF-TR25 & SF-TR50 Trolley Range c/w Charger

NEW  
BATTERIES







## STREAMFLO-12®

**STREAMFLO-12®** is a portable water delivery system recently added to the **STREAMLINE®** range.

It's a versatile and functional pump and battery pack with a 17 litre removable tank, designed to make the window cleaning task simple and easy, especially where trailing hoses are not an option, i.e. atriums, courtyards, compounds, enclosures or even just around the backs of houses.

The unit is robust and well made from quality components and designed for use in commercial and industrial applications.



### Features

- Portable powerpack with integral carry handle
- Removable 17 litre water container for ease of re-filling
- Wheels included for manoeuvrability on even surfaces
- Built-in rechargeable battery with 240 volt charger included
- Charging plug with 3 metre power lead for car charger if battery runs low
- Metal stop connector fitted to outlet, to save water
- 6 metre Microbore hose with Q21-type couplers for easy connection directly to pole tubing



WIDTH	DEPTH	HEIGHT	EMPTY WEIGHT
350mm	220mm	500mm	7.8 kg (24 kg Wet)
PART NO			
SF-BP12-01			

## STREAMFLO-12®

### Specification

- Sealed Lead Acid Battery 12V 4 Ah
- Pressure – 130 PSI (3-9 Bar) max with pressure switch
- Flow rate – 2 litre per minute max
- 6 metre Black PVC Hose with Q21-type Male and Female couplers
- Shoulder strap
- Recommended operating temperature 10°C–60°C
- CE and RoHS certified



**Fill with purified water  
from your main holding tank,  
simply connect to your WFP pole... and go!**



## Introducing **STREAMLINE® SOFTCLEAN** Roof and Render Cleaning Equipment

Increase your services portfolio with **STREAMLINE®** SoftClean equipment, designed for roof and render cleaning.

**STREAMLINE®** has joined forces with AlgoClear SoftClean to bring you packages for the treatment of roofs, walls and general amenity areas.

AlgoClear Pro is a high purity quaternary ammonium biocidal detergent designed to decontaminate biological growth on external hard surfaces. AlgoClear Pro is registered with the British Health & Safety Executive and the Irish Pesticide Control Service. It is water soluble and does not smell or leave smears. It breaks down in contact with biomass. The environmental footprint remains local, and limited in time. It is harmless to animals, unless ingested.

### AlgoClear Pro can be used for:

- Stone cleaning
- Render cleaning
- Roof tile cleaning
- Tarmac, concrete, sports surfaces, etc.
- Timber cleaning
- Glass and uPVC cleaning
- Poly tunnel cleaning

It is fast acting, breaks contamination reproductive cycles and acts on 99.9% of microbial life leaving no durable environmental footprint. Applications to most surfaces simply requires a spray with no scrubbing or rinsing required. The procedure can be adapted to the type of contamination.



## Softclean Waterfed Systems

**STREAMLINE®** SoftClean equipment is designed to easily apply AlgoClear Pro liberally and each kit includes a 36" lance for ground and low level applications and an angled adapter nozzle attachment to fit onto a **STREAMLINE®** waterfed pole for high level applications. Poles can be purchased separately depending on height to be achieved.

Coverage varies with the porosity and texture of the surface to be treated. It also varies with the concentration.

### Average yield from 1 litre of AlgoClear Pro

- Ground 200m<sup>2</sup> per litre
- Render 40m<sup>2</sup> per litre
- Timber 60m<sup>2</sup> per litre
- Glass & Plastics up to 300m<sup>2</sup> per litre



PART NO	ITEM
<b>SW-BP22</b>	STREAMFLO-22 Powerpack, with 36" lance and angled nozzle
<b>SW-B120-PHC-H</b>	120LTR Honda powered Softclean Trolley with Chemical Resistant Pump and Hose Reel, 36" lance and angled nozzle
<b>SW-SLO50-0900</b>	Softclean 36" Lance with Angled Head and Fanjet
<b>SW-HW050-06</b>	Softclean 6" Angled Adapter Nozzle with Fanjet





04

Section

## WATERFED POLES & BRUSHES

The range now consists of glass fibre, hybrid, and full carbon fibre telescopic poles giving different expense, rigidity and strength accordingly.



### Pole Brands

Over the past 15-years, Streamline® have also offered a large telescopic pole range to suit the customer's requirements.

The range now consists of glass fibre, hybrid, and full carbon fibre telescopic poles giving different expense, rigidity and strength accordingly.

The brands are as follows:



**STREAMLINE®  
OVA8®**

The **STREAMLINE® OVA8®** carbon fibre telescopic poles are designed in an 'oval' profile section, reducing the wear of the sections from the pole clamps.



**ECOLITE™ RED**

Improved light-weight glass fibre telescopic pole



**ECOLINE™ GREY**

The **ECOLINE™** glass fibre range offer best value for money, whilst providing a professional pole for the domestic and contract window cleaner alike.



**ULTRALITE™**

The **ULTRALITE™** carbon fibre modular pole system, probably the lightest poles ever, with each section weighing only 200 grams.



**Order before 2pm for same day  
dispatch for orders in the UK**

Contact us on **+44 (0)1626 830 830**  
Still proud to answer your calls in this  
digital age

**100%  
CARBON  
FIBRE  
POLES**



# STREAMLINE® OVA8®

Eliminating the spin,  
once and for all

The **STREAMLINE® OVA8®** carbon fibre telescopic poles are designed with 'oval' profile sections, allowing for zero pole spin and reducing the wear of the sections from the pole clamps. Available in a number of different sizes, with numerous adapters and pole extensions, making the **STREAMLINE® OVA8®** one of the best waterfed poles on the market to date!



## STREAMLINE® OVA8® Pole



**SUPERB CLAMPS**



**QUICK RELEASE SYSTEM**



**ZERO SPIN**

### Pole stress

When designing an anti-rotational oval shaped pole, it was discovered that an additional feature was provided – stiffness. The two flat sides of the **STREAMLINE® OVA8®** telescopic pole add more stability and therefore more control for the operator, a huge “safety” plus. Any experienced operative will tell you how dangerous and annoying a spinning pole section is. These flat sides will cancel out that “whipping effect” either from moving a pole at height from one window to another, or ‘bouncing off the glass’ motions. Operators will be more productive and work safer – both for themselves and others around them.

### Hand ergonomics

Holding any item in the hand for long periods can be painful. The **STREAMLINE® OVA8®** design combines two flat sides. These sit more comfortably in an operator’s hand and allow the tips of their fingers to sit on the flat edge. It’s been found that handling an **STREAMLINE® OVA8®** pole requires less grip to control the pole, either from pushing it up and down, or from firmly holding the base section to move the pole to the next window.

### Anti-rotational pole sections – Our no.1 goal - NO SPIN!

Arriving at the final oval shape wasn’t easy, as many other shapes had failed (round, square, hexagon, octagon, lobe) in one area of design or another, so designing the right shape had to provide more than one feature of anti-spin.

Eliminating the rotational spin of the pole section around the clamp area results in less wear of the pole material. Also, because of the anti-spin pole section, our **STREAMLINE® OVA8®** oval clamps work less due to only having to prevent the pole sections from moving up or down.

### Why use the STREAMLINE® OVA8® pole?

- Its innovative design ensures that the dreaded pole spin associated with worn waterfed pole sections is a thing of the past.
- Superb pole section clamps ensure the pole sections stay where you want them.
- 100% carbon ensuring it’s as light as possible and as strong as possible.
- Its 2 flat sides make the pole easier to hold for long periods of time.
- Available in multiple sizes to suit customers’ needs.
- AVAILABLE NOW - a range of accessories to ensure that the **STREAMLINE® OVA8®** is as versatile as possible.

**100%  
CARBON  
FIBRE  
POLES**



**WATERFED POLES & BRUSHES**





## STREAMLINE® OVA8® Poles, available in 8 sizes:

PART NO	NO. OF SECTIONS	MIN. LENGTH (mm/ft)	MAX. LENGTH (mm/ft)	ACHIEVABLE HEIGHT	LENGTH OF TUBING	WEIGHT
<b>OV17-24-E</b>	5	1,500mm/5ft	5,100mm/17ft	20ft	8 metre	0.99kg
<b>OV22-24-E</b>	6	1,500mm/5ft	6,700mm/22ft	25ft	9 metre	1.35kg
<b>OV25-24-E</b>	5	1,830mm/6ft	7,700mm/25ft	28ft	10 metre	1.35kg
<b>OV30-24-E</b>	6	1,865mm/6ft	9,150mm/30ft	33ft	12 metre	1.70kg
<b>OV35-30-E</b>	7	1,900mm/6ft	10,700mm/35ft	38ft	12 metre	2.00kg
<b>OV40-30-E</b>	8	2,110mm/7ft	12,400mm/40ft	43ft	15 metre	2.50kg
<b>OV45-30-E</b>	9	2,150mm/7ft	13,720mm/45ft	48ft	15 metre	2.80kg
<b>OV60-40-E</b>	10	2,270mm/7ft	18,288mm/60ft	63ft	20 metre	3.80kg
<b>OV60-46-E Hi-Mod</b>	10	2,270mm/7ft	18,288mm/60ft	63ft	20 metre	3.80kg

**CAUTION! DANGER OF ELECTROCUTION** These poles are made from carbon fibre which is a conductor of electricity. The last section of the pole is glass fibre to reduce the risk of electrocution. Care needs to be taken to avoid working near to overhead power lines or other electrical installations.



### 22ft STREAMLINE® OVA8® POLE

We listened to our customers, who wanted a 22ft version of the **STREAMLINE® OVA8®** pole, so here it is. Packed with all the features of its larger counterparts, it's an ideal pole for the professional window cleaner. At a great price of just £298 + VAT, it comes with 6 sections and 145cm compressed length, reaching up to an impressive 25ft.


### DID YOU KNOW?

#### ALL STREAMLINE® OVA8® POLES COME COMPLETE...

Each **STREAMLINE® OVA8®** pole includes our adjustable nylon gooseneck, tubing, a **STREAMLINE®** brush and a hose coupling of your choice!



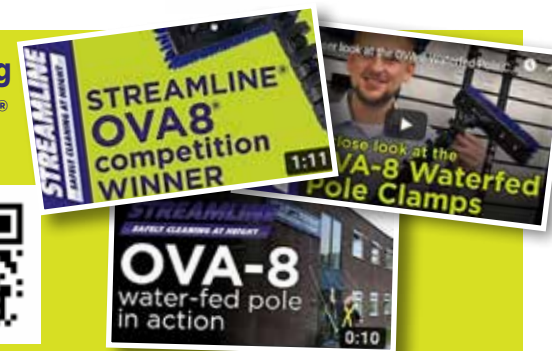
## STREAMLINE® OVA8® Pole



- OV60-46-E**  
Up to 63ft, 6 storeys
- OV60-40-E**  
Up to 63ft, 6 storeys
- OV45-30-E**  
Up to 48ft, 5 storeys
- OV40-30-E**  
Up to 43ft, 5 storeys
- OV35-30-E**  
Up to 38ft, 4 storeys
- OV30-24-E**  
Up to 33ft, 3 storeys
- OV25-24-E**  
Up to 28ft, 3 storeys
- OV22-24-E**  
Up to 20ft, 2 storeys
- OV17-24-E**  
Up to 20ft, 2 storeys

### Take a look at our growing selection of STREAMLINE® OVA8® videos...

Scan the QR code to visit our  
**STREAMLINE® OVA8®**  
YouTube playlist!  
Scan the QR code >>



For **STREAMLINE® OVA8®** accessories see page 86

# STREAMLINE® OVA8® EXTENSIONS

Make your **STREAMLINE® OVA8®** waterfed pole even more versatile

With a range of **NEW STREAMLINE® OVA8®** pole extensions, the **STREAMLINE® OVA8®** waterfed pole becomes even more versatile. Available in a number of bespoke pole sections, you can extend the reach of this great waterfed pole with ease.

## Extension sections for OV17-24-E

PART NO	DESCRIPTION	ACHIEVABLE HEIGHT WITH EXTENSION
<b>OV06-07-1675</b>	STREAMLINE® OVA8 Carbon Sections 6-7 to increase 17 foot to 30 foot	30ft
<b>OV06-08-1675</b>	STREAMLINE® OVA8 Carbon Sections 6-8 to increase 17 foot to 35 foot	35ft
<b>OV06-09-1675</b>	STREAMLINE® OVA8 Carbon Sections 6-9 to increase 17 foot to 40 foot	40ft
<b>OV06-10-1675</b>	STREAMLINE® OVA8 Carbon Sections 6-10 to increase 17 foot to 45 foot	45ft

## Extension sections for OV22-24-E

PART NO	DESCRIPTION	ACHIEVABLE HEIGHT WITH EXTENSION
<b>OV06-07-1675</b>	STREAMLINE® OVA8 Carbon Sections 6-7 to increase 22 foot to 30 foot	30ft
<b>OV06-08-1675</b>	STREAMLINE® OVA8 Carbon Sections 6-8 to increase 22 foot to 35 foot	35ft
<b>OV06-09-1675</b>	STREAMLINE® OVA8 Carbon Sections 6-9 to increase 22 foot to 40 foot	40ft
<b>OV06-10-1675</b>	STREAMLINE® OVA8 Carbon Sections 6-10 to increase 22 foot to 45 foot	45ft

## STREAMLINE® OVA8® Pole

### Extension sections for OV25-24-E

PART NO	DESCRIPTION	ACHIEVABLE HEIGHT WITH EXTENSION
<b>OV06-07-1675</b>	STREAMLINE® OVA8 Carbon Sections 6-7 to increase 25 foot to 35 foot	35ft
<b>OV06-08-1675</b>	STREAMLINE® OVA8 Carbon Sections 6-8 to increase 25 foot to 40 foot	40ft
<b>OV06-09-1675</b>	STREAMLINE® OVA8 Carbon Sections 6-9 to increase 25 foot to 45 foot	45ft
<b>OV06-10-1675</b>	STREAMLINE® OVA8 Carbon Sections 6-10 to increase 25 foot to 50 foot	50ft

### Extension sections for OV30-24-E

PART NO	DESCRIPTION	ACHIEVABLE HEIGHT WITH EXTENSION
<b>OV07-08-1675</b>	STREAMLINE® OVA8 Carbon Sections 7-8 to increase 30 foot to 40 foot	40ft
<b>OV07-09-1675</b>	STREAMLINE® OVA8 Carbon Sections 7-9 to increase 30 foot to 45 foot	45ft
<b>OV07-10-1675</b>	STREAMLINE® OVA8 Carbon Sections 7-10 to increase 30 foot to 50 foot	50ft

### Extension sections for OV35-30-E

PART NO	DESCRIPTION	ACHIEVABLE HEIGHT WITH EXTENSION
<b>OV08-09-1675</b>	STREAMLINE® OVA8 Carbon Sections 8-9 to increase 35 foot to 45 foot	45ft
<b>OV08-10-1675</b>	STREAMLINE® OVA8 Carbon Sections 8-10 to increase 35 foot to 50 foot	50ft

### Extension sections for OV40-30-E

PART NO	DESCRIPTION	ACHIEVABLE HEIGHT WITH EXTENSION
<b>OV09-10-1675</b>	STREAMLINE® OVA8 Carbon Sections 9-10 to increase 40 foot to 50 foot	50ft







# STREAMLINE® OVA8® ACCESSORIES

See our brand new  
STREAMLINE® OVA8®  
accessories...

A growing range of STREAMLINE® OVA8®  
accessories making this water fed pole one  
of the most versatile poles on the market to  
date.

## STREAMLINE® OVA8® Accessories



### NEW OVA8® 150mm Nylon Brush Extension

PART NO	ITEM
OV-FT150	OVA8® 150mm Nylon Brush Extension



### NEW OVA8® 200mm Carbon Brush Extension

PART NO	ITEM
OV-FT200	OVA8® 200mm Carbon Brush Extension



### NEW OVA8® 300mm Carbon Brush Extension

PART NO	ITEM
OV-FT300	OVA8® 300mm Carbon Brush Extension



### NEW OVA8® Brush Swivel Socket - 90°

PART NO	ITEM
OV-BS0003	OVA8® Brush Swivel Socket - 90 Degree



### OVA8® Brush Socket - 90 Degree

PART NO	ITEM
OV-BS0002	OVA8® Brush Socket 90 Degree



### NEW OVA8® Dual Angle Adapter

PART NO	ITEM
OV-AD20-10	OVA8® Dual Angle Adapter



### NEW OVA8® Angle Adapter

PART NO	ITEM
<b>OV-AD20-15</b>	OVA8® 3" Angle Adapter
<b>OV-AD20-16</b>	OVA8® 6" Angle Adapter



### OVA8® Angle Adapter with GT Thread

PART NO	ITEM
<b>OV-AD20-03</b>	OVA8® 3" Angle Adapter
<b>OV-AD20-06</b>	OVA8® 6" Angle Adapter
<b>OV-AD20-09</b>	OVA8® 9" Angle Adapter
<b>OV-AD20-12</b>	OVA8® 12" Angle Adapter



### OVA8® Clamp

PART NO	ITEM
<b>OV-CLMP01</b>	OVA8® Clamp 1
<b>OV-CLMP02</b>	OVA8® Clamp 2
<b>OV-CLMP03</b>	OVA8® Clamp 3
<b>OV-CLMP04</b>	OVA8® Clamp 4
<b>OV-CLMP05</b>	OVA8® Clamp 5
<b>OV-CLMP06</b>	OVA8® Clamp 6
<b>OV-CLMP07</b>	OVA8® Clamp 7
<b>OV-CLMP08</b>	OVA8® Clamp 8
<b>OV-CLMP09</b>	OVA8® Clamp 9
<b>OV-CLMP10</b>	OVA8® Clamp 10



### OVA8® Clamp Lever

PART NO	ITEM
<b>OV-CL0001</b>	OVA8® Clamp Lever

## STREAMLINE® OVA8® Brushes



### 10" (260mm) STREAMLINE® Brush - Medium Dual Bristle, with OVA8® Socket

WEIGHT	WIDTH
289g	260mm

PART NO	ITEM
<b>V-SBF26-MD06-001</b>	Brush only
<b>V-SBF26-MD05-010</b>	Pack of 10



### 14" (360mm) STREAMLINE® Brush - Medium Dual Bristle, with OVA8® Socket

WEIGHT	WIDTH
351g	360mm

PART NO	ITEM
<b>V-SBF36-MD06-001</b>	Brush only
<b>V-SBF36-MD05-010</b>	Pack of 10



### 10" (260mm) STREAMLINE® Brush - Dual Bristle with Boars' Hair and OVA8® Socket

WEIGHT	WIDTH
392g	260mm

PART NO	ITEM
<b>V-SBF26-BD06-001</b>	Brush only
<b>V-SBF26-BD06-010</b>	Pack of 10



### 14" (360mm) STREAMLINE® Brush - Dual Bristle with Boars' Hair and OVA8® Socket

WEIGHT	WIDTH
392g	260mm

PART NO	ITEM
<b>V-SBF36-BD06-001</b>	Brush only
<b>V-SBF36-BD06-010</b>	Pack of 10

### STREAMLINE® Nozzle Jets

PART NO	ITEM	WEIGHT
<b>FJ2-02</b>	Fan Jet Kit	120g
<b>FJ2-04</b>	Fan Jet Kit pack of 4	
<b>NJ3-02</b>	Pencil Jet Kit	
<b>NJ3-04</b>	Pencil Jet Kit pack of 4	





**ECOLITE™**



Improved light-weight glass fibre pole with the renowned LITE-5® red durable pole hose, bonded collar and unique 6" angled adapter.

The unique **STREAMLINE®** angled adapter, supplied as standard, provides 6" depth if required between the pole and brush for deep sills and window reveals (9" and 12" adaptors also available as optional extras).

**LITE-5®** red pole tubing offers the best in durable three layers construction, yet remaining flexible and manageable even in colder ambient temperatures. Strap supplied for tidy storage of the pole tubing.

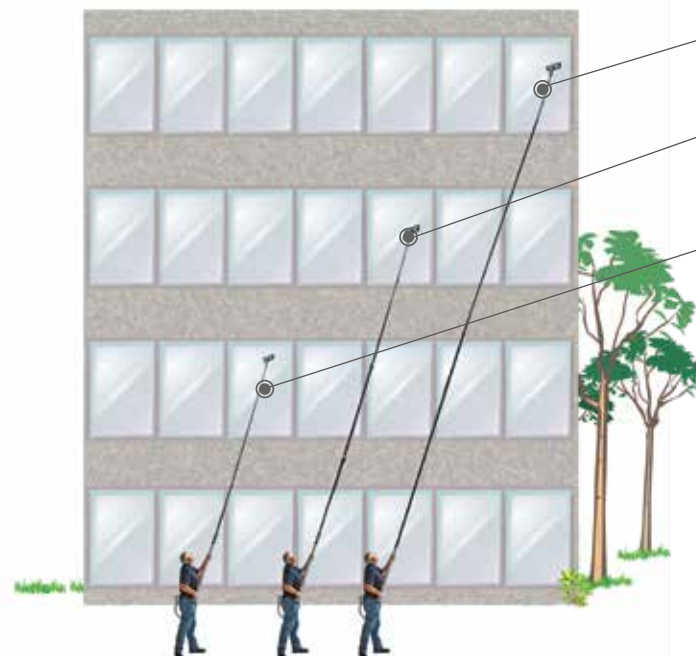
All these poles include the innovative Locking System, simple one hand clamping operation for both left and right handed persons. Clamp design provides strong, positive locking force. Clamp guard prevents against accidental release.



## ECOLITE™ Glass Fibre Telescopic Poles

Poles are available in 4 popular sizes

PART NO	NO. OF SECTIONS	MIN. LENGTH	MAX. LENGTH	ACHIEVABLE HEIGHT	APPROX WEIGHT POLE ONLY
<b>GXTEL3800R</b>	3	1400mm	3800mm/12ft	15ft	1.0 kg
<b>GXTEL5200R</b>	3	1885mm	5200mm/17ft	20ft	1.3 kg
<b>GXTEL6700R</b>	4	1885mm	6700mm/22ft	25ft	1.7 kg
<b>GXTEL9400R</b>	6	1885mm	9400mm/30ft	34ft	2.9 kg



**GXTEL9400R**  
Up to 34ft, 4 storeys

**GXTEL6700R**  
Up to 25ft, 3 storeys

**GXTEL5200R**  
Up to 20ft, 2 storeys

**GXTEL3800R**  
Up to 15ft, 2 storeys



See pages  
98-103 for  
**brush options**

# ECOLINE™

The **ECOLINE™** range offer best value for money, whilst providing a professional pole for the domestic and contract window cleaner alike.

**ECOLINE™** poles are offered with economy in mind. Long established in the industry as an ergonomic, simple to use window cleaning tool.

## All **ECOLINE™** poles have the following features and benefits:

- Poles are constructed of high quality composite material and finished with an acrylic resin for economy
- Poles have a standard plastic base cap fitted
- Poles have a nylon collar bonded onto the top section to connect to the brush.
- Poles are supplied with a standard angle crank, and an extension is available as an option to provide extra reach
- Poles are supplied with our own design **LITE-5™** yellow, highly visible, ultra flexible pole tubing, providing suppleness and flex even in colder conditions
- Available in Glass Fibre composites from 4 ft - 30 ft maximum height



## ECOLINE™ Glass Fibre Telescopic Poles

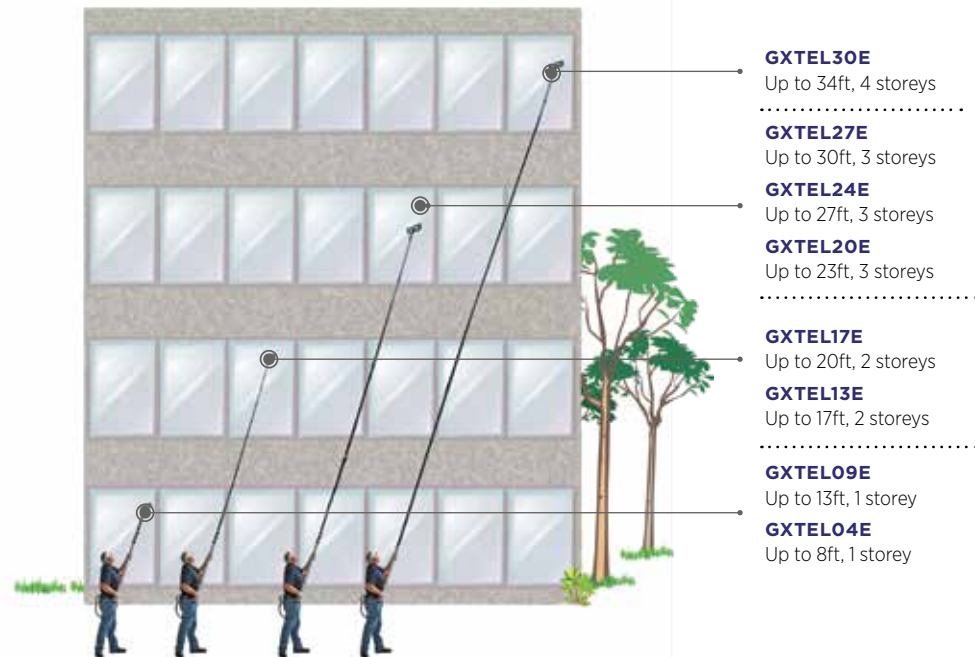
### Material

- GX - Glass Fibre

### Standard Xtel Clamp

- Strong locking force
- Polymer construction
- Dual left hand and right hand lever
- Spare parts are available for all XTEL poles

PART NO	NO. OF SECTIONS	MIN. LENGTH	MAX. LENGTH	ACHIEVABLE HEIGHT	APPROX WEIGHT POLE ONLY	LITE-5 TUBING
<b>GXTEL04E</b>	2	740mm	1300mm/4ft	8ft	0.42 kg	4 meter
<b>GXTEL09E</b>	2	1500mm	2800mm/9ft	13ft	0.69 kg	5 meter
<b>GXTEL13E</b>	3	1500mm	4000mm/13ft	17ft	1.07 kg	8 meter
<b>GXTEL17E</b>	4	1500mm	5200mm/17ft	20ft	1.48 kg	8 meter
<b>GXTEL20E</b>	4	1800mm	6000mm/20ft	23ft	1.77 kg	10 meter
<b>GXTEL24E</b>	5	1800mm	7200mm/24ft	27ft	2.30 kg	10 meter
<b>GXTEL27E</b>	6	1800mm	8400mm/27ft	30ft	2.85 kg	11 meter
<b>GXTEL30E</b>	7	1800mm	9400mm/30ft	34ft	3.41 kg	11 meter



➔ See pages 98 for brush options





QUALITY ASSURED  
PRODUCT 2020

## ULTRALITE™

The ULTRALITE™ modular pole system – probably the lightest poles ever with each section weighing only 200 grams.

Modular design allows you to add or remove sections to suit the required working height. The lightness of the pole enables prolonged working time without fatigue, especially when large areas of glass are to be cleaned.

This pole is not for the heavy handed, but if you are looking for a lightweight modular pole with exceptional capabilities, look no further. Each section is tapered to allow a push fit assembly for extending. This also allows them to be stored in side each other for protection when not in use. Each pole includes our unique 12" lightweight gooseneck with 12" double trim brush (10", 14" and 16" double trim brush available as an option).

### Each pole includes:



Rubber Base Cap and Tuff Ring on each section to protect the pole ends. Plastic storage tube to keep them safe when not in use.



**LITE-5®** yellow tubing which clips neatly into the base cap of each section allowing the tubing to be kept tidy on the outside of the pole.

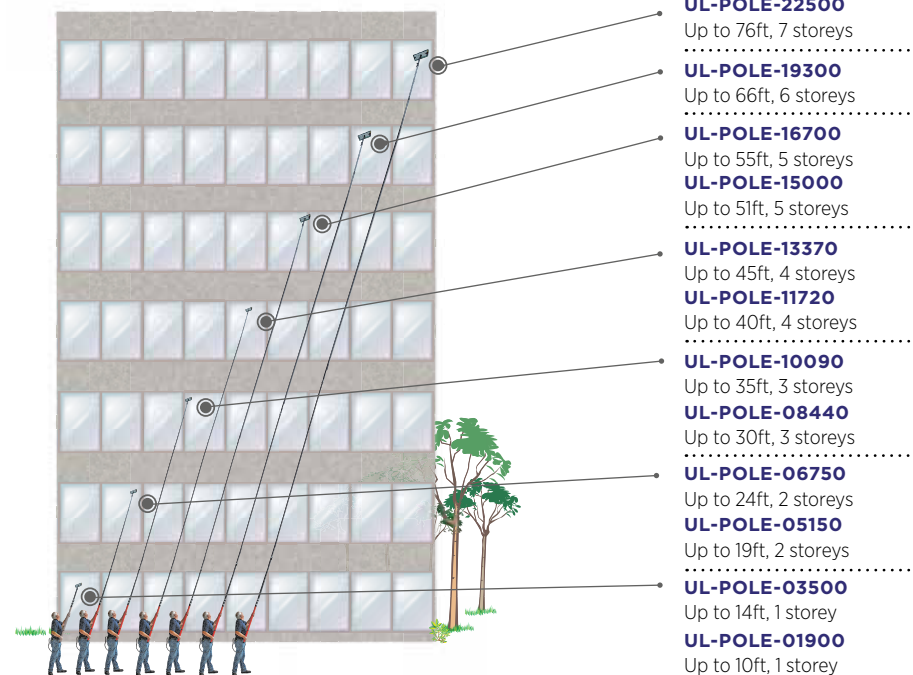
**CAUTION! DANGER OF ELECTROCUTION** These poles are made from carbon fibre which is a conductor of electricity. The last section of the pole is glass fibre to reduce the risk of electrocution. Care needs to be taken to avoid working near to overhead power lines or other electrical installations.



## ULTRALITE™ Carbon Fibre Modular Poles

Poles are currently available in 12 sizes:

PART NO	NO. OF SECTIONS	MIN. LENGTH	MAX. LENGTH	ACHIEVABLE HEIGHT	APPROX WEIGHT POLE ONLY	LITE-5 TUBING
<b>UL-POLE-01900</b>	1	1700mm	1900mm/6ft	10ft	0.20kg	5 meter
<b>UL-POLE-03500</b>	2	1700mm	3300mm/10ft	14ft	0.40kg	5 meter
<b>UL-POLE-05150</b>	3	1700mm	4900mm/16ft	19ft	0.70kg	8 meter
<b>UL-POLE-06750</b>	4	1700mm	6500mm/21ft	24ft	1.00kg	10 meter
<b>UL-POLE-08440</b>	5	1700mm	8100mm/27ft	30ft	1.30kg	11 meter
<b>UL-POLE-10090</b>	6	1700mm	9700mm/32ft	35ft	1.60kg	11 meter
<b>UL-POLE-11720</b>	7	1700mm	11300mm/37ft	40ft	2.00kg	14 meter
<b>UL-POLE-13370</b>	8	1700mm	12900mm/42ft	45ft	2.40kg	20 meter
<b>UL-POLE-15000</b>	9	1700mm	14500mm/48ft	51ft	2.80kg	20 meter
<b>UL-POLE-16700</b>	10	1700mm	16100mm/53ft	56ft	3.20kg	25 meter
<b>UL-POLE-19300</b>	12	1700mm	19200mm/63ft	66ft	3.84kg	25 meter
<b>UL-POLE-22500</b>	14	1700mm	22250mm/73ft	76ft	4.48kg	25 meter





## Carbon Fibre Goosenecks



**Carbon Fibre Gooseneck with 10" STREAMLINE® Flat Brush, Medium Double Trim Bristle**

WEIGHT	WIDTH
398g	260mm

**PART NO**  
**GN9-17-D26**



**Carbon Fibre Gooseneck with 14" STREAMLINE® Flat Brush, Medium Double Trim Bristle**

WEIGHT	WIDTH
544g	360mm

**PART NO**  
**GN9-17-D36**



**Carbon Fibre Gooseneck with 17mm stem suitable for XR™ Telescopic Poles**

WEIGHT	WIDTH
298g	40mm

**PART NO**  
**GN9-17-01**

## STREAMLINE® Brushes



## STREAMLINE® Nozzle Jets



PART NO		WEIGHT
<b>FJ2-02</b>	Fan Jet Kit	120g
<b>FJ2-04</b>	Fan Jet Kit pack of 4	
<b>NJ3-02</b>	Pencil Jet Kit	
<b>NJ3-04</b>	Pencil Jet Kit pack of 4	





## STREAMLINE® Hi-Lo Brushes

The **STREAMLINE®** brush has been designed to include:

- A light weight design
- Versatile jet styles and positioning
- Bristles that retain their shape and provide longevity

This has been achieved thanks to lighter stocks, monofilament soft bristles with low moisture retention and high memory reflex...meaning they

will return to their original shape and provide the longevity required.

With the quick-lock jets in pencil and fan spray options; and various jet positionings offered on the brushes, these are a versatile and innovative addition to the range.

Temperature rating in excess of 80°C, these brushes will perform in hot water applications too.



### 10" (250mm) STREAMLINE® Hi-Lo Brush - Black Soft Bristle

WEIGHT	WIDTH
381g	250mm

PART NO	
<b>V-SBH25-S</b>	Brush only
<b>V-SBH25-S-005</b>	Pack of 5



### 14" (360mm) STREAMLINE® Hi-Lo Brush - Black Soft Bristle

WEIGHT	WIDTH
462g	360mm

PART NO	
<b>V-SBH36-S</b>	Brush only
<b>V-SBH36-S-005</b>	Pack of 5



### STREAMLINE® Nozzle Jets

WEIGHT
120g

PART NO	
<b>FJ2-02</b>	Fan Jet Kit
<b>FJ2-04</b>	Fan Jet Kit pack of 4
<b>NJ3-02</b>	Pencil Jet Kit
<b>NJ3-04</b>	Pencil Jet Kit pack of 4

## STREAMLINE® Waterfed Brushes



### 10" (250mm) STREAMLINE® Hi-Lo Angle Medium Bristle Brush

WEIGHT	WIDTH
382g	250mm

PART NO	
<b>V-SBH25-M-001</b>	Brush only
<b>V-SBH25-M-005</b>	Pack of 5



### 14" (360mm) STREAMLINE® Hi-Lo Angle Medium Bristle Brush

WEIGHT	WIDTH
463g	360mm

PART NO	
<b>V-SBH36-M-001</b>	Brush only
<b>V-SBH36-M-005</b>	Pack of 5



### 10" (250mm) STREAMLINE® Hi-Lo Brush - Red Stiff Bristle

WEIGHT	WIDTH
345g	250mm

PART NO	
<b>V-SBH25-H-001</b>	Brush only
<b>V-SBH25-H-005</b>	Pack of 5



### 14" (360mm) STREAMLINE® Hi-Lo Solar Panel Brush - Yellow Soft Bristle

WEIGHT	WIDTH
480g	360mm

PART NO	
<b>V-SBH36-Y-001</b>	Brush only
<b>V-SBH36-Y-005</b>	Pack of 5



**10" (260mm) STREAMLINE® Flat Medium Double Trim Bristle Brush, with 45° Socket**

WEIGHT	WIDTH
246g	260mm

PART NO	ITEM
<b>V-SBF26-MD01-001</b>	Brush only
<b>V-SBF26-MD01-010</b>	Pack of 10



**14" (360mm) STREAMLINE® Flat Medium Double Trim Bristle Brush, with 45° Socket**

WEIGHT	WIDTH
360g	360mm

PART NO	ITEM
<b>V-SBF36-MD01-001</b>	Brush only
<b>V-SBF36-MD01-010</b>	Pack of 10



**10" (260mm) STREAMLINE® Brush - Medium Dual Bristle, with OVA8® Socket**

WEIGHT	WIDTH
289g	260mm

PART NO	ITEM
<b>V-SBF26-MD06-001</b>	Brush only
<b>V-SBF26-MD06-010</b>	Pack of 10



**14" (360mm) STREAMLINE® Brush - Medium Dual Bristle, with OVA8® Socket**

WEIGHT	WIDTH
351g	360mm

PART NO	ITEM
<b>V-SBF36-MD06-001</b>	Brush only
<b>V-SBF36-MD06-010</b>	Pack of 10

## STREAMLINE® Boars Hair Waterfed Brushes



**10" (260mm) STREAMLINE® Brush - Dual Bristle with Boars' Hair and OVA8® socket**

WEIGHT	WIDTH
392g	260mm

PART NO	ITEM
<b>V-SBF26-BD06-001</b>	Brush only
<b>V-SBF26-BD06-010</b>	Pack of 10



**14" (360mm) STREAMLINE® Brush - Dual Bristle with Boars' Hair and OVA8® Socket**

WEIGHT	WIDTH
439g	360mm

PART NO	ITEM
<b>V-SBF36-BD06-001</b>	Brush only
<b>V-SBF36-BD06-010</b>	Pack of 10



**10" (260mm) STREAMLINE® Brush - Dual Bristle with Boars' Hair and 45° Socket**

WEIGHT	WIDTH
392g	260mm

PART NO	ITEM
<b>V-SBF26-BD01-001</b>	Brush only
<b>V-SBF26-BD01-010</b>	Pack of 10



**14" (360mm) STREAMLINE® Brush - Dual Bristle with Boars' Hair and 45° Socket**

WEIGHT	WIDTH
439g	360mm

PART NO	ITEM
<b>V-SBF36-BD01-001</b>	Brush only
<b>V-SBF36-BD01-010</b>	Pack of 10





### 10" (260mm) STREAMLINE® Brush - Soft Dual Bristle, with 45° Socket

WEIGHT	WIDTH
360g	260mm

PART NO	ITEM
<b>V-SBF26-SD01</b>	Brush only



### 14" (360mm) STREAMLINE® Brush - Soft Dual Bristle, with 45° Socket

WEIGHT	WIDTH
408g	360mm

PART NO	ITEM
<b>V-SBF36-S01</b>	Brush only
<b>V-SBF36-S01-010</b>	Pack of 10



### STREAMLINE® Nozzle Jets

WEIGHT
120g

PART NO	ITEM
<b>FJ2-02</b>	Fan Jet Kit
<b>FJ2-04</b>	Fan Jet Kit pack of 4
<b>NJ3-02</b>	Pencil Jet Kit
<b>NJ3-04</b>	Pencil Jet Kit pack of 4

Contact us on **+44 (0)1626 830 830**  
Still proud to answer your calls in this digital age

**Don't forget!**  
you can shop online at  
**[www.streamline.systems](http://www.streamline.systems)**

## Vikan Waterfed Brushes

### If it doesn't say Vikan, it's not Vikan...

All brush blocks are made of polypropylene and the PBT filaments are fixed with stainless steel staples. The diameter of the holes in the brush blocks are accurately reduced to the filament bundle size. All brush sockets are integral and have a machined thread to secure the brush to the angle adapter.

Stay with quality, it is not actually expensive in the long run!

#### Did you know?

Vikan – the leading brush head manufacturer – was established in 1898 and currently employs 275 sales and production staff across Europe. Using fully automated robots and computer controlled punching machinery Vikan manufactures more than 100,000 brushes per week!



#### Traditional Non-scratch Pencil Jets

PART NO	ITEM
<b>NJ2</b>	2.0mm Orifice fitted standard
<b>BHR05</b>	3.0mm Orifice optional



#### Reduce your Rinse Time with Fanjets

PART NO	ITEM
<b>FJ1-04</b>	40° Fanjets fitted standard
<b>FJ1-06</b>	60° Fanjets optional

### 9.5" (245mm) - Medium Hi-Lo Vikan Monofilament Brush

WEIGHT	WIDTH
512g	245mm

PART NO	ITEM
<b>J524753-NJ2</b>	Complete with pencil jets
<b>J524753-FJ1-04</b>	Complete with fan jets



### 10.5" (275mm) - Vikan Monofilament Brush

WEIGHT	WIDTH
420g	275mm

PART NO	ITEM
<b>J526453-NJ2</b>	Complete with pencil jets
<b>J526453-FJ1-04</b>	Complete with fan jets



### 9.5" (245mm) - Hi-Lo Vikan Monofilament Brush (Stiff)

WEIGHT	WIDTH
512g	245mm

PART NO	ITEM
<b>J470474-NJ2</b>	Complete with pencil jets
<b>J470474-FJ1-04</b>	Complete with fan jets





**BEST  
SELLER**



### Carbon Fibre Gooseneck with 10" STREAMLINE® Flat Brush, Medium Double Trim Bristle

WEIGHT	WIDTH
398g	260mm

PART NO	ITEM
<b>GN9-17-D26-MD</b>	10" Brush

WEIGHT	WIDTH
544g	360mm

PART NO	ITEM
<b>GN9-17-D36-MD</b>	14" Brush



### Carbon Fibre Gooseneck with 17mm stem suitable for XR™ Telescopic Poles

WEIGHT	WIDTH
298g	40mm

PART NO	ITEM
<b>GN9-17-01</b>	



### MBK3 Inline Microbore Fittings Kit

PART NO	ITEM
<b>MBK3</b>	Kit only
<b>MBK3-LH2</b>	Kit with LH2 Holster



### 532TV Valve Kit

PART NO	ITEM
<b>532TV</b>	Trigger
<b>PM010812BR</b>	Male Adapter
<b>PM250806E</b>	6mm Hosetail



### Univalve

PART NO	ITEM
<b>AT0002</b>	

\*Also fits to STREAMLINE® OVA8® Poles

## Gooseneck & Pole Accessories

### Trigger valves provide:

- Precision flow control with positive shut-off action
- Water Saving: don't waste that precious fluid that has cost you money to produce



### Pole Clamps

PART NO	ITEM
<b>53190</b>	38mm Pole Section
<b>53190-42</b>	42mm Pole Section
<b>53190-46</b>	46mm Pole Section
<b>53190-50</b>	50mm Pole Section
<b>53190-54</b>	54mm Pole Section



### MBK4 Valve Kit

PART NO	ITEM
<b>BBV14MF</b>	Ball Valve
<b>Q21MF-14</b>	Male Adapter
<b>BHT1414</b>	Brass Hosetail



### Pole-end Aluminium Collar

Aluminium collar to fix a brush connection onto a telescopic pole.

PART NO	ITEM
<b>AC1</b>	23mm ID Collar
<b>AC2</b>	22mm ID Collar



### XR-GT20

German thread insert for the STREAMLINE® XR™ poles

PART NO	ITEM
<b>XR-GT20</b>	German Thread for XR Poles



### GT1 & GT2 Pole-end Inserts

Threaded Inserts

PART NO	ITEM
<b>GT1</b>	Universal 19.5mm OD
<b>GT2</b>	XTEL Pole 18mm OD



### Fan Jets

For faster, better rinsing

PART NO	ITEM
<b>FJ1-06</b>	
<b>FJ1-04</b>	





### Brass Nozzle Jets 2.0mm

Fitted standard on all brushes  
Brass Nozzle Jet 2.0mm

PART NO
NJ2



### Aluminium 2mm Pencil Jets

PART NO
AHR05



### Brush 'Y' Pieces

PART NO
NYHT5
NYHT6
BYHT6



### AD1 Angle Adapter

PART NO	ITEM
AD1	3" Adapter



### Extended Angle Adapters

PART NO	ITEM
AD1-6F	6" Adapter
AD1-9F	9" Adapter
AD1-12F	12" Adapter

## Pole Accessories



### 8mm Push Fit Stem - 6mm Hosetail Insert

PART NO	ITEM
PM250806E	8MM Push Fit Stem - 6mm Hosetail Insert



### XR-AD20™ Angle Adapters

PART NO	ITEM
XR-AD17-03	3" Adapter
XR-AD17-06	6" Adapter
XR-AD17-09	9" Adapter
XR-AD17-12	12" Adapter



### Penloc 1:1 Adhesive

2 Part Adhesive handy for pole repairs

PART NO	ITEM
PEN12	12ml
PEN12R	12ml
PEN50	50ML (requires applicator)



### 8mm Push Fit Equal Tee

PART NO	ITEM
PF080808	8mm Push Fit Equal Tee



### XBUTT Base Caps

PART NO	ITEM
X-BUTT-26	Plastic Base Cap for section 2 - 26mm
X-BUTT-30	Plastic Base Cap for section 3 - 30mm
X-BUTT-34	Plastic Base Cap for section 4 - 34mm
X-BUTT-38	Plastic Base Cap for section 5 - 38mm
X-BUTT-42	Plastic Base Cap for section 6 - 42mm
X-BUTT-46	Plastic Base Cap for section 7 - 46mm
X-BUTT-50	Plastic Base Cap for section 8 - 50mm
X-BUTT-54	Plastic Base Cap for section 9 - 54mm



### XTEL Clamp Levers

PART NO	ITEM
<b>X-CLMP-S</b>	For section 2/3
<b>X-CLMP-M</b>	For section 4/5
<b>X-CLMP-L</b>	For section 6/7/8/9

**OVA8®**



### OVA8® Clamp

PART NO	ITEM
<b>OV-CLMP01</b>	OVA8® Clamp 1

**OVA8®**



### OVA8® Clamp

PART NO	ITEM
<b>OV-CL0001</b>	OVA8® Clamp Level includes Lever Bolt, Cap and Nut

Contact us on **+44 (0)1626 830 830**  
Still proud to answer your calls in this digital age

**Don't forget!**  
you can shop online at  
**[www.streamline.systems](http://www.streamline.systems)**

### X.BAND Clamps for XTEL



PART NO	ITEM
<b>X-BAND-2</b>	XTEL Clamp Band for section 2 - 22mm
<b>X-BAND-3</b>	XTEL Clamp Band for section 3 - 26mm
<b>X-BAND-4</b>	XTEL Clamp Band for section 4 - 30mm
<b>X-BAND-5</b>	XTEL Clamp Band for section 5 - 34mm
<b>X-BAND-6</b>	XTEL Clamp Band for section 6 - 38mm
<b>X-BAND-7</b>	XTEL Clamp Band for section 7 - 42mm
<b>X-BAND-8</b>	XTEL Clamp Band for section 8 - 46mm
<b>X-BAND-9</b>	XTEL Clamp Band for section 9 - 50mm

### XTEL Clamps



PART NO	ITEM
<b>X-CLMP-1</b>	XTEL Clamp for section 1 - 18mm
<b>X-CLMP-2</b>	XTEL Clamp for section 2 - 22mm
<b>X-CLMP-3</b>	XTEL Clamp for section 3 - 26mm
<b>X-CLMP-4</b>	XTEL Clamp for section 4 - 30mm
<b>X-CLMP-5</b>	XTEL Clamp for section 5 - 34mm
<b>X-CLMP-6</b>	XTEL Clamp for section 6 - 38mm
<b>X-CLMP-7</b>	XTEL Clamp for section 7 - 42mm
<b>X-CLMP-8</b>	XTEL Clamp for section 8 - 46mm
<b>X-CLMP-9</b>	XTEL Clamp for section 9 - 50mm







05  
Section

## HIGH REACH VACUUM SYSTEMS

Blocked drains and gutters? **STREAMVAC™** is the answer! For use in both commercial and domestic applications, this sturdy built-to-last gutter vacuum will provide you with the solution you are looking for.



Why **STREAMVAC™** ?

# STREAMVAC™

QUALITY ASSURED  
PRODUCT / 2020

**Beat the winter and remove those autumn leaves from gutters and down pipes!**

Blocked drains and gutters? **STREAMVAC™** is the answer! For use in both commercial and domestic applications, this sturdy built-to-last gutter vacuum will provide you with the solution you are looking for.

- Powerful twin wet and dry motor with blower function (2,400 watts)
- Virtually indestructible structofoam drum
- Hose and tipping function for easy emptying
- Side entry cyclonic inlet for increased performance and non-blocking
- Crush-proof hose
- Large rear wheels for easy manoeuvring on rough terrain

**This versatile machine can be used for:**

- Gutter cleaning
- Drain cleaning (option)
- General vacuuming (option)



**30  
LITRE**

**Specifications:**

Width - 80cm  
Depth - 49cm  
Height - 88cm  
Weight - 22.5 kg

Offering Industrial performance with twin motors, the 70 Litre **STREAMVAC™** is built from stainless steel. With a tiltable and removable container you still have the benefits of easy handling and disposal of contents. There is a washable PET fleece large surface filter for high efficiency and low maintenance costs and a Push & Clean filter cleaning system. The 10 metre cable allows a large working radius and the reliable floating system allows for wet and dry pick up. What's more, just as with the 30 Litre **STREAMVAC™** we offer two different packages for either residential or commercial uses.



**70  
LITRE**

**Specifications:**

Width - 60cm  
Depth - 58cm  
Height - 97cm  
Weight - 28.0 kg



## External Gutter Cleaning Kits

### Residential Gutter Cleaning Systems

A complete package for the domestic cleaner with reach up to 20ft (a two storey house). Extension poles available in carbon fibre, with the options of an aluminium swan neck or a flexi-head.

#### **STREAMVAC™ 30 Litre Residential Height Gutter Cleaning System Complete 110V / 230V**

- 1 x **STREAMVAC™** gutter cleaning vacuum - 30 litre
- 3 x 6ft 50mm **ULTRALITE™** modular carbon fibre poles
- 1 x 3ft **ULTRALITE™** modular carbon fibre pole
- 7.5 metre **VACLIN™** crush-proof hose with hose cuffs
- 1 x Lightweight aluminium gooseneck attachment, Aluminium gulper & crevice tools
- 1 x Lightweight pole holdall

ALSO AVAILABLE  
WITH CCTV  
CAMERA KIT

**20FT**



PART NO	ITEM
<b>WV-KIT110-01-051</b>	30 Litre StreamVac™ Gutter Cleaning System Complete - 110V with 3 x 6ft Carbon Poles
<b>WV-KIT230-01-051</b>	30 Litre StreamVac™ Gutter Cleaning System Complete - 230V with 3 x 6ft Carbon Poles
<b>WV-KIT110-05-051</b>	30 Litre StreamVac™ Gutter Cleaning System Complete - 110V with 3 x 6ft Carbon Poles and CCTV kit
<b>WV-KIT230-05-051</b>	30 Litre StreamVac™ Gutter Cleaning System Complete - 230V with 3 x 6ft Carbon Poles and CCTV kit





## External Gutter Cleaning Kits

### Commercial Gutter Cleaning Systems

A complete package for the commercial cleaner with reach up to 40ft (a four storey house). Extension poles available in carbon fibre, with the options of an aluminium swan neck or a flexi-head.

#### **STREAMVAC™ 30 Litre Commercial Height Gutter Cleaning System Complete 110V / 230V**

- 1 x **STREAMVAC™** gutter cleaning vacuum - 30 litre
- 6 x 6ft 50mm **VACLINE™** modular carbon fibre poles
- 1 x 3ft **ULTRALITE™** modular carbon fibre pole
- 7.5 metre **VACLINE™** crush-proof hose with hose cuffs
- 1 x Lightweight aluminium gooseneck attachment, aluminium gulper & crevice tools
- 1 x Lightweight pole holdall

ALSO AVAILABLE WITH CCTV CAMERA KIT



40FT



PART NO	ITEM
<b>WV-KIT110-03-051</b>	30 Litre StreamVac™ Gutter Cleaning System Complete - 110V with 6 x 6ft Carbon Poles
<b>WV-KIT230-03-051</b>	30 Litre StreamVac™ Gutter Cleaning System Complete - 230V with 6 x 6ft Carbon Poles
<b>WV-KIT110-06-051</b>	30 Litre StreamVac™ Gutter Cleaning System Complete - 110V with 6 x 6ft Carbon Poles and CCTV kit
<b>WV-KIT230-06-051</b>	30 Litre StreamVac™ Gutter Cleaning System Complete - 230V with 6 x 6ft Carbon Poles and CCTV kit





## External Gutter Cleaning Kits

### Residential Gutter Cleaning Systems

A complete package for the domestic cleaner with reach up to 20ft (a two storey house). Extension poles available in carbon fibre, with the options of an aluminium swan neck or a flexi-head.

#### **STREAMVAC™ 70 Litre Residential Gutter Cleaning System Complete 110V / 230V**

- 1 x **STREAMVAC™** gutter cleaning vacuum - 70 litre
- 2 x 3 x 6ft 50mm **ULTRALITE™** modular carbon fibre poles
- 3 x 1 x 3ft **ULTRALITE™** modular carbon fibre pole
- 4 7.5 metre **VACLIN™** crush-proof hose with hose cuffs
- 5 1 x Lightweight aluminium gooseneck attachment, aluminium gulper & crevice tools
- 6 1 x Lightweight pole holdall

ALSO AVAILABLE WITH CCTV CAMERA KIT

**20FT**



PART NO	ITEM
<b>WV-KIT110-07-051</b>	70 Litre StreamVac™ Gutter Cleaning System Complete - 110V with 3 x 6ft Carbon Poles
<b>WV-KIT230-07-051</b>	70 Litre StreamVac™ Gutter Cleaning System Complete - 230V with 3 x 6ft Carbon Poles
<b>WV-KIT110-09-051</b>	70 Litre StreamVac™ Gutter Cleaning System Complete - 110V with 3 x 6ft Carbon Poles and CCTV kit
<b>WV-KIT230-09-051</b>	70 Litre StreamVac™ Gutter Cleaning System Complete - 230V with 3 x 6ft Carbon Poles and CCTV kit





## External Gutter Cleaning Kits

### Commercial Gutter Cleaning Systems

A complete package for the commercial cleaner with reach up to 40ft (a four storey house). Extension poles available in carbon fibre, with the options of an aluminium swan neck or a flexi-head.



ALSO AVAILABLE  
WITH CCTV  
CAMERA KIT



#### **STREAMVAC™ 70 Litre Commercial Gutter Cleaning System Complete 110V / 230V**

- 1 x **STREAMVAC™** gutter cleaning vacuum - 70 litre
- 2 6 x 6ft 50mm **VACLINE™** modular carbon fibre poles
- 3 1 x 3ft **ULTRALITE™** modular carbon fibre pole
- 4 7.5 metre **VACLINE™** crush-proof hose with hose cuffs
- 5 1 x Lightweight aluminium gooseneck attachment, aluminium gulper & crevice tools
- 6 1 x Lightweight pole holdall



PART NO	ITEM
<b>WV-KIT110-08-051</b>	70 Litre StreamVac™ Gutter Cleaning System Complete - 110V with 6 x 6ft Carbon Poles
<b>WV-KIT230-08-051</b>	70 Litre StreamVac™ Gutter Cleaning System Complete - 230V with 6 x 6ft Carbon Poles
<b>WV-KIT110-10-051</b>	70 Litre StreamVac™ Gutter Cleaning System Complete - 110V with 6 x 6ft Carbon Poles and CCTV kit
<b>WV-KIT230-10-051</b>	70 Litre StreamVac™ Gutter Cleaning System Complete - 230V with 6 x 6ft Carbon Poles and CCTV kit

➔ See page 123 for full CCTV specification

Call us for a price today +44 (0)1626 830830



## STREAMVAC™ Poles Kits

Already have your vacuum, see our pole kits below. Suitable for all 51mm wet and dry vacuum cleaners.



### STREAMVAC™ 20ft Pole Kit

- 1 3 x 6ft 50mm **ULTRALITE™** modular carbon fibre poles
- 2 1 x 3ft **ULTRALITE™** modular carbon fibre pole
- 3 1 x Lightweight aluminium gooseneck attachment, aluminium gulper & crevice tools
- 4 1 x Lightweight pole holdall



PART NO	ITEM
<b>WV-KIT3175-051</b>	Gutter Cleaning Pole Set complete with Head and Accessories, 6 metre reach



### STREAMVAC™ 40ft Pole Kit

- 1 6 x 6ft 50mm **ULTRALITE™** modular carbon fibre poles
- 2 1 x 3ft **ULTRALITE™** modular carbon fibre pole
- 3 1 x Lightweight aluminium gooseneck attachment, aluminium gulper & crevice tools
- 4 1 x Lightweight pole holdall



PART NO	ITEM
<b>WV-KIT6175-051</b>	Gutter Cleaning Pole Set complete with Head and Accessories, 10.5 metre reach

## STREAMVAC™ Poles, Accesories & Spare Parts

### ULTRALITE™ 50mm Modular Carbon Fibre Full Section

Length 1750mm (6ft)

Allow for an overlap of 150mm (6") when joining two sections.




PART NO	ITEM
<b>WV-SECT1750-CF</b>	Extension Section

### ULTRALITE™ 50mm Modular Carbon Fibre Half Section

Length 875mm (3ft)

Allow for an overlap of 150mm (6") when joining two sections.



PART NO	ITEM
<b>WV-SECT0875-CF</b>	Extension Section



50mm Modular Carbon Fibre Pole Holdall

PART NO	ITEM
<b>V000010</b>	Holdall for Pole Sections

## STREAMVAC™ Vacuum Hose



**VACLINE™**  
51 mm Crushproof Vacuum  
Hose with rubber cuffs

PART NO	ITEM
<b>WV-CP075-051</b>	7.5m Hose with rubber cuffs
<b>WV-CP150-051</b>	15m Hose with rubber cuffs



**VACLINE™**  
51 mm Crushproof  
Vacuum Hose Holdall

PART NO	ITEM
<b>V000008</b>	Holdall for Vacuum Hose





### Aluminum Swan Neck

Lightweight aluminium swan neck

PART NO	ITEM
<b>WV000012-051</b>	Male Cuff (both ends swaged)
<b>WV000013-051</b>	Female Cuff (with clamp)



### Aluminium Crevice Tools

20mm wide 230-20 aluminium crevice tool

PART NO
<b>WV000015-051</b>



### Aluminium Crevice Tools

35mm wide 230-35 aluminium crevice tool

PART NO
<b>WV000016-051</b>



### Aluminium Gulper Tool

30-35mm wide aluminium gulper tool with claw

PART NO
<b>WV000017-051</b>

### Optional Extras



### Dusting Brush

PART NO	ITEM
<b>DV602161-051</b>	51mm - Soft
<b>DV602162-051</b>	51mm - Stiff



### Gutter Rake on a 12" angle adapter

PART NO
<b>WV000102-051</b>

## CCTV Kits



The CCTV portable wireless inspection camera is a simple and convenient inspection instrument. It can be used to inspect inaccessible places, pipes, gutters etc. and can be used for building and safety inspections.

Users can view the inspection live on the 5" HD screen or can record videos and take pictures to view later. If the video is not satisfactory, users can delete it and re-record. The DVR memory is 32 GB and battery life is 9.5 hours continuous use.

### Features:

- The camera & DVR are compact and light weight
- High resolution images and video recording
- A unique wireless mini inspection camera with 6 bright LEDs offering 5 metres clear view in complete darkness (LEDs can be turned off)
- High capacity built-in battery offers a reliable power supply for camera and DVR
- No need for any installation, simple to operate
- Portable 5" HD DVR offers both real time and recorded videos & photos
- Motion and loop recording available
- Supplied with an SD card
- Wireless transmission offers convenience for remote view

SCREEN RESOLUTION	WIRELESS RECEIVING	RECEIVING DISTANCE	VIDEO RESOLUTION	PLAY FORMAT	PHOTO FORMAT	SD CARD	PORT	LANGUAGE	SIZE	WEIGHT
800 x 480 pixels	2.4 GHz (8 channels)	100 meter	720 x 576	MPEG-AVI	JPEG	4 GB	USB 2.0	Multiple	131 x 86 x 18mm	205g

PART NO	ITEM
<b>CCTV-POLE-KIT0003-051</b>	CCTV Wireless Bullet Camera and Widescreen Monitor kit, to suit 51mm pole kit
<b>CCTV-POLE-KIT0003-032</b>	CCTV Wireless Bullet Camera and Widescreen Monitor kit, to suit 32mm pole kit
<b>CCTV-CAM-0003</b>	CCTV Wireless Battery powered bullet camera
<b>CCTV-MON-0003</b>	CCTV Wireless Battery powered DVR monitor



## Internal Dusting Cleaning Kits

### Internal Dry Vacuum System – Mains Powered

Internal dry vacuum and extension poles available in 32mm and 38mm carbon fibre providing a reach up to 30ft, complete with 3 x internal dusting tools.

**ALSO AVAILABLE  
WITH CCTV  
CAMERA KIT**



- 1 1 x **STREAMVAC™** internal cleaning vacuum blue or grey (230V)
- 2 4 x 6ft 32mm or 38mm carbon fibre modular poles
- 3 1 x 3ft 32mm or 38mm carbon fibre modular pole
- 4 1 x round dusting brush 50mm
- 5 1 x curved dusting brush 100mm
- 6 1 x sidewinder vacuum tool 200mm
- 7 1 x traditional floor tool kit
- 8 1 x lightweight pole holdall
- 9 1 x double taper tool adapter



PART NO	ITEM
<b>DV-KIT230-1-032</b>	StreamVac™ Internal Cleaning System Complete with 230v Numatic, 15ft reach (5mtr)
<b>DV-KIT230-2-032</b>	StreamVac™ Internal Cleaning System Complete with 230v Numatic, 30ft reach (8mtr)
<b>DV-KIT230-1-038</b>	StreamVac™ Internal Cleaning System Complete with 230v Numatic, 15ft reach (5mtr)
<b>DV-KIT230-2-038</b>	StreamVac™ Internal Cleaning System Complete with 230v Numatic, 30ft reach (8mtr)





## Internal Dusting Cleaning Kits

### 34ft Internal Dry Vacuum System – Battery Backpack

Internal dry vacuum and extension poles available in 32mm carbon fibre providing a reach up to 34ft, complete with 3 x internal dusting tools.

### **STREAMVAC™** Internal Cleaning System (Battery) – up to 30ft

**ALSO AVAILABLE  
WITH CCTV  
CAMERA KIT**



- 1 1 x **STREAMVAC™** internal cleaning vacuum red or blue (battery)
- 2 4 x 6ft 32mm carbon fibre modular poles
- 3 1 x 3ft 32mm carbon fibre modular pole
- 4 1 x round dusting brush 50mm
- 5 1 x curved dusting brush 100mm
- 6 1 x sidewinder vacuum tool 200mm
- 7 1 x traditional floor tool kit
- 8 1 x Lightweight pole holdall
- 9 1 x double taper tool adapter



PART NO	ITEM
<b>DVB-KIT-1-032</b>	StreamVac™ Internal Cleaning System Complete - Battery Powered Backpack, 18ft reach (5.5mtr)
<b>DVB-KIT-2-032</b>	StreamVac™ Internal Cleaning System Complete - Battery Powered Backpack, 30ft reach (9.1mtr)



## STREAMVAC™ Dusting Poles

### ULTRALITE™ Modular Glass Fibre Internal Dusting Section

Length 1750mm

Allow for an overlap  
of 150mm (6") when  
joining two sections.



PART NO	ITEM
<b>M000-1750-032</b>	32mm Ultralite Modular Glass Fibre Section - 1750mm
<b>M000-1750-038</b>	38mm Ultralite Modular Glass Fibre Section - 1750mm

### ULTRALITE™ Modular Glass Fibre Internal Dusting Section

Length 875mm

Allow for an overlap  
of 150mm (6") when  
joining two sections.



PART NO	ITEM
<b>M000-0875-032</b>	32mm Ultralite Modular Glass Fibre Section - 875mm
<b>M000-0875-038</b>	38mm Ultralite Modular Glass Fibre Section - 875mm

### ULTRALITE™ Modular Carbon Fibre Internal Dusting Section

Length 1750mm

Allow for an overlap  
of 150mm (6") when  
joining two sections.




PART NO	ITEM
<b>M100-1750-032</b>	32mm Ultralite Modular Carbon fibre Section - 1750mm
<b>M100-1750-038</b>	38mm Ultralite Modular Carbon Fibre Section - 1750mm

### ULTRALITE™ Modular Carbon Fibre Internal Dusting Section

Length 875mm

Allow for an overlap  
of 150mm (6") when  
joining two sections.



PART NO	ITEM
<b>M100-0875-032</b>	32mm Ultralite Modular Carbon fibre Section - 875mm
<b>M100-0875-038</b>	38mm Ultralite Modular Carbon Fibre Section - 875mm





## STREAMVAC™ Dusting Pole Kits



32mm

- 1 2 x 6ft 32mm **ULTRALITE™** modular glass fibre poles
- 2 1 x 3ft **ULTRALITE™** modular glass fibre pole
- 3 1 x 100mm curved dusting brush & 200mm sidewinder dusting brush
- 4 1 x Lightweight pole holdall

PART NO	ITEM
DV-KIT2175-032	Dusting kit 5m reach



38mm

- 1 2 x 6ft 38mm **ULTRALITE™** modular glass fibre poles
- 2 1 x 3ft **ULTRALITE™** modular glass fibre pole
- 3 1 x 100mm curved dusting brush & 200mm sidewinder dusting brush
- 4 1 x Lightweight pole holdall

PART NO	ITEM
DV-KIT2175-038	Dusting kit 5m reach



- 1 4 x 6ft 32mm **ULTRALITE™** modular carbon fibre poles
- 2 1 x 3ft **ULTRALITE™** modular carbon fibre pole
- 3 1 x 100mm curved dusting brush & 200mm sidewinder dusting brush
- 4 1 x Lightweight pole holdall

PART NO	ITEM
DV-KIT4175-032	Dusting kit 8m reach



- 1 4 x 6ft 38mm **ULTRALITE™** modular carbon fibre poles
- 2 1 x 3ft **ULTRALITE™** modular carbon fibre pole
- 3 1 x 100mm curved dusting brush & 200mm sidewinder dusting brush
- 4 1 x Lightweight pole holdall

PART NO	ITEM
DV-KIT4175-038	Dusting kit 8m reach



- 1 6 x 6ft 32mm **ULTRALITE™** modular carbon fibre poles
- 2 1 x 3ft **ULTRALITE™** modular carbon fibre pole
- 3 1 x 100mm curved dusting brush & 200mm sidewinder dusting brush
- 4 1 x Lightweight pole holdall

PART NO	ITEM
DV-KIT6175-032	Dusting kit 11m reach



- 1 6 x 6ft 38mm **ULTRALITE™** modular carbon fibre poles
- 2 1 x 3ft **ULTRALITE™** modular carbon fibre pole
- 3 1 x 100mm curved dusting brush & 200mm sidewinder dusting brush
- 4 1 x Lightweight pole holdall

PART NO	ITEM
DV-KIT6175-038	Dusting kit 11m reach

## Internal Dusting Accessories

### Carbon Swan Necks



**Carbon Fibre Swan Neck 90°**

PART NO	ITEM
DV000113-032	To fit 32mm
DV000113-038	To fit 38mm




**Carbon Fibre Swan Neck 45°**

PART NO	ITEM
DV000114-032	To fit 32mm
DV000114-038	To fit 38mm



**Carbon Fibre Swan Neck 135°**

PART NO	ITEM
DV000112-038	To fit 38mm



**32mm Modular Carbon Fibre Pole Holdall**

PART NO	ITEM
V000010	Holdall for Pole Sections



**200mm Vacuum Brush**  
Natural bristle – 200mm width, 32 & 38mm diameter

PART NO	ITEM
DV635053-032	
DV635053-038	



**380mm Vacuum Brush**  
Natural bristle – 380mm width, 32mm diameter

PART NO	ITEM
DV635031-032	



**460mm Vacuum Brush**  
Natural bristle – 460mm width, 32 & 38mm diameter

PART NO	ITEM
DV634976-032	
DV634976-038	



**100mm Curved Dusting Brush**  
100mm width, 32 & 38mm diameter

PART NO	ITEM
DV668140-032	
DV668140-038	



**200mm Curved Dusting Brush**  
200mm width, 32 & 38mm diameter

PART NO	ITEM
DV602169-032	
DV602169-038	



06

Section

## HIGH PRESSURE CLEANING SYSTEMS



# HIGHLINE™

## Pressure Washers

QUALITY ASSURED  
PRODUCT

2020

### High pressure cleaning solutions

**Pressure washing at height has a key part in all external cleaning regimes and in this current economic climate, with everyone vying for business and trying to draw custom in to their shops, outward appearance is everything. They say, 'you never get a second chance to make a first impression'.**

Reliable pressure washers are a must and few would argue that the petrol driven Honda pressure washers certainly tick this box. Pressure washing is an ideal add-on to any contract window cleaning operation and as specialists in van installations, and to meet the needs of the window cleaning/pressure washing market we have designed a system to utilise reject water from the reverse osmosis window cleaning systems which traditionally waste up to 50% of the window cleaner's water. This is then utilized for pressure washing instead, as water purity is of no consequence in this application. Such systems are the way forward and help to maximise water usage and reduce water wastage, a big plus point as a sustainability issue.

The contract cleaner could actually use this as part of his marketing too, especially when approaching blue chip companies, as sustainability issues are at the front of peoples' minds these days.

A new range of reliable Honda powered pressure washers mounted on trolleys for easy manoeuvrability and capable of meeting the demands of almost any outdoor cleaning task.

All units come equipped with 10 metre high pressure hose, 3 metre suction hose with weighted filter, gun and lance with variable angle nozzle head on a robust metal trolley with heavy duty pneumatic wheels. Low pressure chemical injector supplied as standard with all models.







## Honda Powered High Pressure Washer

PART NO	
HP-TI215OPHR	Recoil start
HP-TI215OPHE	Electric start

### Quick reference

**150 Bar**

**12 LPM**

**Cold Water**

**HIGHLINE™ 150 Bar Honda powered cold water Pressure Washer, mounted on a robust steel trolley.**

- Maximum Rated Pressure - 150 Bar (2,100 PSI)
- Maximum Rated Flow - 12.0 LPM (2.64 GPM)
- Maximum Rated Temperature - 60° C (140 deg F)

This is a versatile and rugged little work horse, capable of meeting the most demanding outdoor tasks on hand such as cleaning of gutters, cladding, wall surfaces, signs, decking, patios, paths and driveways, to name a few. The well-proven Honda GX160 petrol engine coupled to a well-known Interpump triple plunger pump, along with industrial grade single lance, hose and other hardware means that this machine is your reliable number one for commercial work, day in and day out. The compact yet robust trolley enables this machine to be easily transported to and from site.

This machine is the perfect partner for gutter cleaning applications using telescoping wands or for turbo nozzles, rotary brushes and other attachments where single nozzles are used.



### Specifications and Benefits include: -

- GX160 Honda engine, recoil or electric start
- Interpump triple plunger pump with built-in unloader valve - for smooth and reliable operation
- 36" Heavy duty steel chrome single lance with quick connector - for easy nozzle changes
- 10-metre High pressure twin wire rubber hose - for industrial use and longevity
- 3-metre 19mm Suction hose with weighted filter attached - for drawing from a sump
- Chemical injector on unloader with small filter attached - for drawing in detergents
- Assortment of 5 different nozzles, 15deg, 25deg, 40deg, pencil and foaming tips - for every eventuality
- Heavy duty metal trolley with 10" flat-free wheels - for robustness and great manoeuvrability
- Dry weight - 45.2kg

Dimensions: 85(L) x 55(W) x 90(H)cm

### Recommended Accessories:

PART NO	
HP-HX4-COMP	Carbon Power Pole - V2 4-Section



PART NO	
HP-HSC300	300mm Handheld Hard Surface Cleaner



## HIGHLINE™ Pressure Washers

## Honda Powered High Pressure Washer

PART NO	
HP-TI520OPHR-G	Recoil start
HP-TI520OPHE-G	Electric start

### Quick reference

**200 Bar**

**15 LPM**

**Cold Water**

**HIGHLINE™ 200 Bar Honda powered cold water Pressure Washer, mounted on a robust steel trolley**

- Maximum Rated Pressure - 200 Bar (2,900 PSI)
- Maximum Rated Flow - 15.0 LPM (3.78 GPM)
- Maximum Rated Temperature - 60° C (140 deg F)

This is a versatile and rugged mid-sized work horse, capable of meeting the most demanding outdoor tasks on hand such as cleaning of gutters, cladding, wall surfaces, signs, decking, patios, paths and driveways, to name a few. The well-proven Honda GX390 petrol engine coupled via a gearbox to a well-known Interpump triple plunger pump, along with industrial grade single lance, hose and other hardware means that this machine is your reliable number one for commercial work, day in and day out. The compact yet robust trolley enables this machine to be easily transported to and from site.

This machine is the perfect partner for gutter cleaning applications using telescoping wands or for turbo nozzles, rotary brushes and other attachments where multiple nozzles are used,



i.e. water brooms and rotary hard surface cleaners, etc.


### Specifications and Benefits include: -

- GX390 Honda engine, recoil or electric start
- Interpump triple plunger pump with built-in unloader valve - for smooth and reliable operation
- 36" Heavy duty steel chrome single lance with quick connector - for easy nozzle changes
- 10-metre High pressure twin wire rubber hose - for industrial use and longevity
- 3-metre 19mm Suction hose with weighted filter attached - for drawing from a sump
- Chemical injector on unloader with small filter attached - for drawing in detergents
- Assortment of 5 different nozzles, 15deg, 25deg, 40deg, pencil and foaming tips - for every eventuality
- Heavy duty metal trolley with 13" flat-free wheels - for robustness and great manoeuvrability
- Dry weight - 65.2kg

Dimensions: 110(L) x 60(W) x 100(H)cm

### Recommended Accessories:

PART NO	
HP-HX7-COMP	Carbon Power Pole V2 7-Section



PART NO	
HP-HSC500	500mm Hammerhead Hard Surface Cleaner with Stainless Steel Castor Wheels





## Honda Powered High Pressure Washer

### PART NO

<b>HP-T15250PHR-G</b>	Recoil start
<b>HP-T15250PHE-G</b>	Electric start

### Quick reference

**250 Bar**

**15 LPM**

**Cold Water**

**HIGHLINE™ 250 Bar Honda powered cold water Pressure Washer, mounted on a robust steel trolley**

- Maximum Rated Pressure - 250 Bar (3,600 PSI)
- Maximum Rated Flow - 15.0 LPM (3.78 GPM)
- Maximum Rated Temperature - 60° C (140 deg F)

This is a versatile and heavy-duty work horse, capable of meeting the most demanding outdoor tasks on hand such as cleaning of gutters, cladding, wall surfaces, signs, decking, patios, paths and driveways, to name a few. The well-proven Honda GX390 petrol engine coupled via a gearbox to a well-known Interpump triple plunger pump, along with industrial grade single lance, hose and other hardware means that this machine is your reliable number one for commercial work, day in and day out. The compact yet robust trolley enables this machine to be easily transported to and from site.

This machine is the perfect partner for gutter cleaning applications using telescoping wands or for turbo nozzles, rotary brushes and other attachments where multiple nozzles are used, i.e.



water brooms and rotary hard surface cleaners, etc.

### Specifications and Benefits include: -

- GX390 Honda engine, recoil or electric start
- Interpump triple plunger pump with built-in unloader valve - for smooth and reliable operation
- 36" Heavy duty steel chrome single lance with quick connector - for easy nozzle changes
- 10-metre High pressure twin wire rubber hose - for industrial use and longevity
- 3-metre 19mm Suction hose with weighted filter attached - for drawing from a sump
- Chemical injector on unloader with small filter attached - for drawing in detergents
- Assortment of 5 different nozzles, 15deg, 25deg, 40deg, pencil and foaming tips - for every eventuality
- Heavy duty metal trolley with 13" flat-free wheels - for robustness and great manoeuvrability
- Dry weight - 65.2kg

Dimensions: 110(L) x 60(W) x 100(H)cm

### Recommended Accessories:

#### PART NO

<b>HP-HSC550-SS</b>	550mm Hammerhead Stainless Steel Hard Surface Cleaner with Castors
---------------------	--



#### PART NO

<b>HP-WB04</b>	400mm 4-Nozzle Broom on Castors
----------------	---------------------------------



## HIGHLINE™ Pressure Washers

## Yanmar Powered High Pressure Washer

### PART NO

<b>HP-T15200DYR-G</b>	Recoil start
<b>HP-T15200DYE-G</b>	Electric start

### Quick reference

**200 Bar**

**15 LPM**

**Cold Water**

**HIGHLINE™ 200 Bar Honda powered cold water Pressure Washer, mounted on a robust steel trolley**

- Maximum Rated Pressure - 200 Bar (2,900 PSI)
- Maximum Rated Flow - 15.0 LPM (3.78 GPM)
- Maximum Rated Temperature - 60° C (140 deg F)

This is a versatile and rugged heavy duty work horse, capable of meeting the most demanding outdoor tasks on hand such as cleaning of gutters, cladding, wall surfaces, signs, decking, patios, paths and driveways, to name a few. The well-proven Yanmar L100 diesel engine coupled via a gearbox to a well-known Interpump triple plunger pump, along with industrial grade single lance, hose and other hardware means that this machine is your reliable number one for commercial work, day in and day out. The compact yet robust trolley enables this machine to be easily transported to and from site.

This machine is the perfect partner for gutter cleaning applications using telescoping wands or for turbo nozzles, rotary brushes and other attachments where multiple nozzles are used,



i.e. water brooms and rotary hard surface cleaners, etc.

### Specifications and Benefits include: -

- Yanmar L100 diesel engine, recoil or electric start
- Interpump triple plunger pump with built in unloader valve - for smooth and reliable operation
- 36" Heavy duty steel chrome single lance with quick connector - for easy nozzle changes
- 10-metre High pressure twin wire rubber hose - for industrial use and longevity
- 3-metre 19mm Suction hose with weighted filter attached - for drawing from a sump
- Chemical injector on unloader with small filter attached - for drawing in detergents
- Assortment of 5 different nozzles, 15deg, 25deg, 40deg, pencil and foaming tips - for every eventuality
- Heavy duty metal trolley with 13" flat free wheels - for robustness and great manoeuvrability
- Dry weight - 68.0kg

Dimensions: 110(L) x 60(W) x 100(H)cm

### Recommended Accessories:

#### PART NO

<b>HP-GP2100306</b>	The Original Trikleener WaterBroom Adjustable Height
---------------------	--



#### PART NO

<b>HP-HX7-COMP</b>	Carbon Power Pole V2 7-Section
--------------------	--------------------------------







## Cold High Pressure Washer

### Kohler Powered High Pressure Washer

#### Cold Water Generator

##### Quick reference

**400 Bar**

**18 LPM**

**Cold Water**



#### 400 Bar Kohler diesel-powered cold-water Pressure Washer, mounted onto a sturdy steel trolley

- Maximum Rated Pressure - 400 Bar (5,800 PSI)
- Maximum Rated Flow - 18 LPM (3.96 GPM)
- Maximum Rated Temperature - 60° C (140 deg F)

This is a versatile and rugged unit, capable of meeting the most demanding outdoor tasks on hand such as graffiti removal, chewing gum removal, cladding, wall surfaces, signs, decking, patios, paths and driveways, to name a few. The well-proven Kohler diesel engine coupled via a gearbox to a reliable Italian Comet made plunger pump, along with industrial grade lance, hose and other hardware means that this machine is your preferred option for heavy commercial or industrial work, day in and day out. The compact yet robust chassis enables this machine to be easily transported to and from site and used where water availability is limited.

#### Specifications and Benefits include:

- Kohler diesel engine 12KD477/2, with electric starting
- Comet TW, TW 500 bar Premium pump with 3 ceramic plungers and brass pump head, with Gearbox (1560 rpm pump)
- No engine-oil safety device (oil-alert) and hours

meter

- Automatic decelerator to reduce the number of revs in the bypass phase
- Stainless steel gradual pressure restoration valve with EASY-START Thermostatic valve
- Big water filter at pump inlet, complete with readily serviceable cartridge type,
- Water suction from external tank option (self-priming pumps)
- 36" Heavy duty steel chrome single lance with quick connector - for easy nozzle changes
- 10-metre High pressure twin wire rubber hose - for industrial use and longevity
- Chemical injector on unloader with small filter attached - for drawing in detergents
- Assortment of 5 different nozzles, 15deg, 25deg, 40deg, pencil and foaming tips - for every eventuality
- 4 wheels with foamed-acting pneumatic, rear wheel with brake
- Dry weight - 190.0kg

This machine is the perfect partner for heavy industrial cleaning tasks, and can have attachments such as turbo nozzles, rotary brushes and other equipment where multiple nozzles are used, i.e. water brooms and rotary hard surface cleaners, etc. This machine can also be used for graffiti removal and chewing gum removal.

PART NO	ITEM
HP-CS90580018	Comet FDX18 Cold Pressure Washer 18 lpm, 400 Bar, wheeled

## Hot Water Mobile Generator

### **HOT BOX** Hot Water Mobile Generator

- Maximum Rated Pressure - 350 Bar (5,000 PSI)
- Maximum Rated Flow - 25 LPM (5.49 GPM)
- Maximum Rated Temperature - 140° C (284 deg F)

The mobile hot water generator is designed to transform any cold-water pressure washer into a hot water pressure washer, capable of reaching up to 140degrees. Simply connect your pressure washer to the link hose supplied.

#### Specifications and Benefits include:

- Hot water mobile generator up to 140°C for connection with Comet cold-water high-pressure cleaners
- Connection hose from the Hot Box, to a pressure washer
- Fuel tank with level float and fill up filter
- Steam or hot water operation Flow-switch controlled burner
- Professional safety valve
- Boiler thermal protection
- Flame control
- Electronic temperature setting system with constant water temperature



- "Machine switched on" indicator
- "Steam shutdown" indicator
- "Check burner" indicator
- Stainless steel cover panels
- High performance boiler
- Weight: 110kg

Dimensions: 76(L) x 77(W) x 96(H)

PART NO	ITEM
HP-CS90400011	Comet Hot Box 25 /350, suitable for all pressure washers

**Don't forget,  
you can shop online at  
[www.streamline.systems](http://www.streamline.systems)**

Contact us on **+44 (0)1626 830 830**  
Still proud to answer your calls in this digital age



#### Quick reference

**200 Bar**

**16 LPM**

**Hot Water**

#### 200 Bar Honda powered hot water Pressure Washer, mounted in steel cage trolley.

- Maximum Rated Pressure - 200 Bar (2,800 PSI)
- Maximum Rated Flow - 16 lpm (4.2 gpm)
- Maximum Rated Temperature - 140°C (284°F)

This is an industrial hot water pressure washer, capable of meeting the most demanding of cleaning tasks on hand such as graffiti and chewing gum removal.

The well-proven Honda GX390 petrol engine coupled via a gearbox to an Italian made Comet triple plunger pump, along with industrial grade dual lance, hose and other hardware means that this machine is your reliable number one for commercial work, day in and day out. The compact yet robust cage mounted on wheels enables this machine to be easily transported around site.

This machine can be used as a cold water pressure washer too, allowing many accessories to be attached.

## FDX Hot Water High Pressure Washer

Hot water pressure washers are ideal for cleaning heavily soiled surfaces. They often help you get the job done quicker and more efficiently than a cold water pressure washer.

The FDX Hot Cube is available to be installed in a vehicle, on a bowser trailer system, skid system or simply a separate wheeled trolley system.

Dimensions: 125(L) x 75(W) x 100(H)



Image show FDX Hot Cube on Denver™ Trailer (see page 146)

PART NO	ITEM
HP-CS90580512	Comet FDX Hot Cube Pressure Washer 16 lpm, 200 Bar, static
HP-CS90580502	Comet FDX Hot Cube Pressure Washer 16 lpm 200 Bar, wheeled
HP-TR0800B-H15207DHE-300D	Denver Trailer with blue 800-ltr tank and FDX HotCube Diesel Powered Pressure Washer 15 lpm 207 Bar, 60-mtr Hose Reels





## Honda Barrow Mounted Pressure Washers



### Quick reference

150 Bar

12 LPM

Cold Water

### Honda Powered Barrow Mounted High Pressure Washer

#### PART NO

HP-B1215OPHR	Recoil start
HP-B1215OPHE	Electric start
HP-B1215OPHR-H	Recoil start
HP-B1215OPHE-H	Electric start

### HIGHLINE™ 150 Bar Honda powered cold water Pressure Washer, mounted on a sturdy 120-litre barrow

- Maximum Rated Pressure - 150 Bar (2,100 PSI)
- Maximum Rated Flow - 12 LPM (2.64 GPM)
- Maximum Rated Temperature - 60°C (140 deg F)

This is a versatile and rugged unit, capable of meeting the most demanding outdoor tasks on hand such as cleaning of gutters, cladding, wall surfaces, signs, decking, patios, paths and driveways, to name a few. The well-proven Honda GX160 petrol engine coupled via a gearbox to a reliable American made GP plunger pump, along with industrial grade lance, hose and other hardware means that this machine is your preferred option for commercial work, day in and day out. The compact yet robust barrow enables this machine to be easily transported to and from site and used where water availability is limited.

### Specifications and Benefits include:

- GX160 Honda petrol engine, recoil start with low oil alert
- General Pump geared plunger pump with built-in unloader valve - for smooth reliable operation
- Chemical injector on unloader for chemical pick-up
- 36-inch heavy duty steel chrome lance with quick connector and selection of 5 nozzles - for easy nozzle changes
- 10-metre High pressure twin wire rubber hose - for industrial use and longevity
- Hose reel mounted on the front - for secure storage of the hose when not in use
- Heavy duty metal trolley with large 15-inch wheels - for robustness and manoeuvrability
- Dry weight - 65.4kg

This machine is the perfect partner for gutter cleaning applications using telescoping wands or for turbo nozzles, rotary brushes and other attachments where single nozzles are used, especially where access to water is limited, thanks to its 120-litre tank.



## DENVER™ Skid-Mounted Systems

**DENVER™** Tank Systems are well established in the market as quality skid mounted tank systems, designed to make transporting water easier than ever. Fill your bowser at base and take your water supply with you saving time having to locate a water supply on site.

### DENVER™ tank features:

- Moulded polyethylene tanks for strength and durability
- Steel frame for stand-alone use or can be mounted in a van or pick-up, (Unique dimensions to fit most pickup trucks and vans)
- Galvanised chassis for protection against corrosion, and fork pockets for ease of handling
- Internal baffles prevent water surge during transportation
- 18" manhole and sumped drain point
- Built in tie down points



450 Litre Tank with Honda powered pressure washer mounted

### Applications:

- Window cleaning
- High pressure washing

### Available in three popular sizes:

- 450 litre
- 600 litre
- 800 litre



450 Litre Tank on metal skid DT450SP

### Available in 4 colours:



Red Yellow Blue Green

PART NO	ITEM
<b>DT450SP</b>	Skid Mounted Bowser with 450 litre tank with pump plate
<b>DT600SP</b>	Skid Mounted Bowser with 600 litre tank with pump plate
<b>DT800SP</b>	Skid Mounted Bowser with 800 litre tank with pump plate

## DENVER™ High Pressure Trailer Systems

Highway tow 600 litre and 800 litre water bowzers, mounted on single axle chassis, with petrol/diesel engine and pump combinations, capable of producing up to 15 lpm max flow 207bar max pressure. Complete with a 30m high pressure hose reel and hose.



- Durable and corrosion resistant polyethylene tank, baffled for safe transport of water
- Heavy duty hot-dipped galvanised steel chassis, fully approved for towing on highways
- Adjustable jockey wheel and ball coupling (eye coupling option on request)
- Mudguards, 13-pin plug and highway lighting to EU specifications
- Two rear lights housed in a steel channel for protection
- Fitted with rubber suspension, auto-reverse braking and hand parking brake
- Maximum Rated Temperature - 60°C (140°F)
- Overall dimensions: L 2,450mm x W 1,750mm x H 1,270mm



### Available in 4 colours:



Red Yellow Blue Green

PART NO	ITEM
<b>HP-TR600R-15207PHR-150</b>	Denver 600 Litre Trailer with Honda Powered Pressure Washer 15 lpm, 207 bar, 30m Hose Reel
<b>HP-TR800R-15207PHR-150</b>	Denver 800 Litre Trailer with Honda Powered Pressure Washer 15 lpm, 207 bar, 30m Hose Reel





**Highway tow 600 and 800 litre water bowers, mounted on single axle chassis, with petrol/diesel engine and pump combinations, capable of producing up to 16 lpm max flow 276 bar max pressure. Complete with a 30m high pressure hose reel and hose.**

These are probably the most compact trailer mounted 600 & 800 litre pressure washers on the market today, with a total length of less than 2.5 meters. A rugged and well-constructed trailer, meeting all current regulations and Type Approval, with powerful engine and pump combinations. This trailer provides a solution to situations where water is readily needed away from a water source and for the most demanding of outdoor cleaning tasks.

The unit is ready to go and comprises of a baffled polyethylene tank with 600 or 800 litres capacities, and both options include an 18" manhole and lockable cover, mounted on a highway tow single axle chassis, complete with geared pump and engine combinations, plumbed to a heavy duty steel hose reel with 30 meters of high pressure hose.

## DENVER™ Hot Cube High Pressure Trailer Systems



### Benefits of the DENVER™ pump and engine

- Italian plunger pumps driven via a gearbox, with up to 200 bar max pressure and 16 lpm max flow capabilities, suitable for powering accessories such as rotary hard surface cleaners and water brooms, etc.
- Reliable Honda petrol or Yanmar diesel engine options, for easy start and smooth, powerful performance, mounted on to the galvanised chassis
- Unloader valve with internal bypass, ensures longevity of the pump seals
- Inline suction filter, to prevent any debris from entering the pump
- Chemical injector valve with line and filter for applying detergents
- Pedestal mounted heavy duty lockable metal hose reel with 30 metres of twin-wire high pressure hose, 36" dual lance and fan nozzle
- Assortment of 5 different nozzles, 15°, 25°, 40°, pencil and foaming tips – for every eventuality.

These bowers offer a solution to many situations for pressure washing where water is not available on site, such as boat yards, construction sites, farms and stables, amenity areas, etc. Available as listed or with various pump, engine and reel mounts. Talk to us today to discuss your exact needs.

#### Model - HP-TR0600B-15207PHR-150

- Maximum Rated Pressure -20 bar (2,900 PSI)
- Maximum Rated Flow - 15 lpm (3.95 gpm)
- Maximum Rated Temperature - 60°C (140°F)
- Overall dimensions:  
L 2,450mm x W 1,750mm x H 1,270mm

#### Model - HP-TR0800B-H15207PHE-300D

- Maximum Rated Pressure -20 bar (2,900 PSI)
- Maximum Rated Flow - 15 lpm (3.95 gpm)
- Maximum Rated Temperature - 140°C (284°F)
- Overall dimensions:  
L 3,600mm x W 1,750mm x H 1,450mm

PART NO	ITEM
HP-TR0600B-H15207PHE-300D	Denver Trailer with blue 600 litres tank and FDX Hot Cube Honda Powered Pressure Washer 16 lpm, 276 bar, 60 metre Hose Reels
HP-TR0800B-H15207PHE-300D	Denver Trailer with blue 800 litre tank and FDX Hot Cube Honda Powered Pressure Washer 16 lpm, 276 bar, 60 metre Hose Reels

**Do you have a bespoke requirement?**

Bespoke packages are more popular than ever, as you simply get what you are wanting. Talk to us about your cleaning task on hand, so we can specify the correct equipment you need for the task.

**Vans, trailers, skids and trolleys, we can build your high-pressure system to suit your needs.**

**Call us on +44 (0)1626 830830**



**Tailored  
Trailers**  
to suit you

With  
**Ifor Williams**

Call us for a price today +44 (0)1626 830830

## Ifor Williams Trailers\* Systems

### Ifor Williams Trailers

Ifor Williams Trailers are an independent company of over 60 years, building multipurpose trailers. These trailers are built of quality, strength and ease of maintenance, whilst retaining great value at sustainable prices.

#### BV5 Series Box Van Trailer

We currently have the BV5 Series Box Van, a trailer with large flexibility to house a range of our cleaning systems, built to carry heavy loads or bulk items with ease. Tough, smart and easy to clean, the white coated side panels provide the perfect blank canvas, ready for business graphics, signs and logos.

The BV5 Series is offered with three headroom option: 5ft (which will clear most garage doors), 6ft or 7ft. There are length options of 8ft, 10ft or 12ft. Carrying capacities range from 5.95m<sup>3</sup> to 12.12m<sup>3</sup>. All sizes come with twin axles giving a maximum gross weight of 2700kg.

#### Braked Box Van Features

The standard features are:

- **Chassis** - The underside of the trailer features a galvanized steel chassis and drawbar for long-lasting corrosion protection
- **Floor** - Phenol-coated on both sides, our ply platform floors feature an embossed grip pattern on the upper surface
- **Beam Axle & Leaf Spring Suspension** - increases stability and reliability whilst ensuring minimum maintenance
- **Spare Wheel** - A mounting bracket and spare wheel are fitted as standard to all Ifor Williams trailers
- **Coupling Head** - The lockable low-profile coupling head ensures optimum clearance of 4x4 rear doors
- **Front Access Door** - The lockable front access door allows convenient access to the cargo.
- **Cargo Rails** - Each box van features four cargo rails (two each side) running the full length of the side panels, with closely-spaced fixing points.



#### PART NO

**BV85** Bespoke Box Trailer

**Do you have  
a bespoke  
requirement?**

Bespoke packages are more popular than ever, as you simply get what you are wanting. Talk to us about your cleaning task on hand, so we can specify the correct equipment you need for the task.

**Vans, trailers, skids and trolleys, we can build your high-pressure system to suit your needs.**

Call us on +44 (0)1626 830830





## Telescopic Wands and Accessories

The **HIGHLINE™** High Pressure Poles are designed and built for the most demanding of tasks, with the best for the user in mind. High pressure cleaning tasks up to four storeys high can now be achieved using the **HIGHLINE™** and Giraffe telescoping wands.


With a selection of nozzles and attachments, these poles offer a solution to almost any cleaning at height challenge encountered. These composite poles offer lightness, yet retain their stiffness and enable a maximum reach of an astounding 42ft.

## Giraffe High Pressure Telescopic Poles

Designed to fit most pressure washers, hose rated to (4000 PSI) 280 bar.



Gun is firmly attached to the outer pole section



Quick coupler allows selection of nozzles and attachments to be fitted



PART NO	COMPOSITION	NO. OF SECTION	MINIMUM LENGTH	MAXIMUM LENGTH	ACHIEVABLE HEIGHT	WEIGHT (kg) (pole only)
<b>HP-HX4-COMP</b>	Hybrid	4	2100mm	6800mm/ 22ft	24ft	2.6kg
<b>HP-HX5-COMP</b>	Hybrid	5	2100mm	8000mm/ 26ft	28ft	3.1kg
<b>HP-HX6-COMP</b>	Hybrid	6	2100mm	9400mm/ 30ft	32ft	3.7kg
<b>HP-HX7-COMP</b>	Hybrid	7	2400mm	12500mm/ 40ft	42ft	4.9kg

## Maximise your cleaning...

with the Giraffe high pressure telescoping wands!



**Glass Fibre / Aluminium Combination 18/24 ft Telescopic Wand**

- Rated to 285 Bar

PART NO	COMPOSITION	NO. OF SECTION	MINIMUM LENGTH	MAXIMUM LENGTH	ACHIEVABLE HEIGHT	WEIGHT (kg) (pole only)
<b>HP-18</b>	Glass Fibre/Aluminium	3	2100mm	5200mm	20ft	3.3kg
<b>HP-24</b>	Glass Fibre/Aluminium	4	2100mm	6900mm	26ft	4.7kg

Telescopic wand as seen on pages 159

**HIGHLINE**  
Pro Pressure Washer as seen on pages 144-147



**STREAMLINE® High Pressure Brush**  
**STREAMLINE®** high pressure brush, medium dual bristle, complete with 2 nozzles.

PART NO	
HP-SBF26-MD	10" Brush (260mm)
HP-SBF36-MD	14" Brush (360mm)



PART NO
HP-BRUSH-KIT061201
For cladding and sign cleaning a 12" brush can be fitted



PART NO
HP-SS
High Pressure Single Swivel - Female threads



**Quick Release Coupling Kit**  
 Allows quick disconnect of lances and wands.

PART NO
HP-COUP-KIT01



PART NO
HP-BS
High Pressure Brass Swivel - male plug, female coupler



**12" Gutter Cleaning Attachment**  
 For use with all telescoping wands (excludes nozzle shown).

PART NO
HP-GC

## Telescopic Wand Accessories



**Belt Kit to suit HP.24 + HP.18**  
 Supplied with HP.18A and HP.24A poles only

PART NO
HP-BK



### Various Nozzles

For use with all telescoping wands.  
 • 5 pack • Red: 0° • Green: 25° • Black: 65°  
 • Singles • Yellow: 15° • White: 40° • Chemical

PART NO
HP-NPO20
HP-NPO25
HP-NPO30
HP-NPO35
HP-NPO40
HP-NPO45
HP-NPO50
HP-NPO55
HP-NPO70
HP-NPO75

### Professional Chewing Gum Removal Tool

With up to 18 needle nozzles equipped cleaning head with 350 bar maximum operating pressure. The device is hand-held. The built-in nozzle is used for the removal of chewing gum and other stubborn dirt. It dissolves chewing gum from the top, and collects it in a chamber so that it can easily be removed and disposed of after cleaning.

This tool can be used on smooth surfaces with cold or hot water up to 95° C. Rough surfaces are best cleaned with hot water at 85-95° C.

- Operating pressure max. 350 bar
- Spray angle spot beam
- Temperature max. 95° C
- Casing Plastic / stainless steel
- Nozzle size (table) 030 - 080
- Water consumption max. 34 l / min
- Dimensions 310 x 130 x 180mm
- Weight 2.0kg

PART NO
HP-CTPOLY2-GL0900







## Surface Cleaners

Flat surface cleaners allow you to clean large areas in a fraction of the time. The cleaner glides easily across the surface uniformly cleaning pool decks, sidewalks, garage floors and more.



The cover is made from heavy-duty ABS material and metal components are made from anodised aluminium and stainless steel.

### 300mm Handheld Hard Surface Cleaner



- Handheld 300mm (12") Hard Surface Cleaner
- Ideal for vertical surfaces and confined areas
- Cleans up to 25 m<sup>2</sup> per minute
- M22M inlet

**PART NO**  
**HP-HSC300**

### 460mm Hammerhead Hard Surface Cleaner



- Hammerhead 460mm (18") Hard Surface Cleaner
- Max 30 lpm 285 bar
- Ideal for driveways, patios
- 3/8" F NPT inlet

**PART NO**  
**HP-HSC460-ES**

**HP-HSC460** As above with 4 Stainless Steel Castor Wheels

### 500mm Hammerhead Hard Surface Cleaner



- Hammerhead 500mm (20") Hard Surface Cleaner
- Max 30 lpm 285 bar
- Ideal for driveways, patios
- 3/8" F NPT inlet

**PART NO**  
**HP-HSC500-ES**

**HP-HSC500** As above with 4 Stainless Steel Castor Wheels

### 550mm Hammerhead Stainless Steel Hard Surface Cleaner with Castors



- Hammerhead 550mm (22") Hard Surface Cleaner
- Max 30 lpm 285 bar
- Ideal for driveways, patios
- 3/8" F NPT inlet

**PART NO**  
**HP-HSC550-SS**

## Lances, Guns and Accessories

**HIGHLINE™** products are underpinned by the General Pump brand, a proven and reliable brand which has been industry tested worldwide for over 34 years.

With a wide variety of accessories available from the huge range of General Pump products, capable of meeting demands of high flows and extreme pressures, the items listed on these pages are just a taster of much more available. Please enquire from our sales team if you require a product not featured here.

### Robust Water Brooms



#### 300mm 3-Nozzle Broom on castors

- 300mm (12") 3-Nozzle Broom on castors
- Ideal for driveways, patios
- Max 280 Bar
- 1/4" F NPT Inlet

**PART NO**  
**HP-WB03**



#### 400mm 4-Nozzle Broom on castors

- 400mm (16") 4-Nozzle Broom on castors
- Ideal for driveways, patios
- Max 280 Bar
- 1/4" F NPT Inlet

**PART NO**  
**HP-WB04**



### The Original Trikleener WaterBroom, adjustable height

- Max rated pressure – 285Bar (4000psi)
- Max rated temperature – 85°C (185°F)
- Water brooms allow you to clean large areas in a fraction of the time compared to standard lances. Glides easily across outdoor surfaces, uniformly cleaning them.

**PART NO**  
**HP-GP2100306**



#### 12" 3-Nozzle Wall Crawler

- Maximum rated pressure – 285Bar (4000psi)
- Maximum rated temperature – 85°C (185°F)
- Water brooms allow you to clean large areas in a fraction of the time compared to standard lances. Glides easily across outdoor surfaces, uniformly cleaning them.

**PART NO**  
**HP-GP2100505**

**Don't forget,**  
you can shop online at  
**[www.streamline.systems](http://www.streamline.systems)**



## Lances, Guns & Accessories

“ The Highline Power Washer and Hard Surface Cleaner we purchased from you last year has proven to be a massive asset to our business. It has made cleaning patios, driveways and paths far quicker and easier and it delivers a superb, professional end result. ”



### Gun and 36" Lance Assembly

- For professional use
- Rated to 30 lpm 285 Bar
- 3/8" F NPT inlet

**PART NO**  
**HP-GL0900**

\*Nozzle not included



### Heavy Duty High Pressure Inline Gun

- Rated to 40 lpm 285 Bar
- 3/8" F NPT inlet
- 1/4" F NPT outlet

**PART NO**  
**HP-G4000-10**



### Heavy Duty High Pressure Gun

- Rated to 30 lpm 285 Bar
- 3/8" F NPT inlet
- 1/4" F NPT outlet

**PART NO**  
**HP-G4000-08**



### Rotating Turbo Nozzle

- Rated to 260 Bar
- 1/4" F BSP inlet


PART NO	ITEM
HP-TN-250	Turbo Nozzle - 250 Bar
HP-TN-350	Turbo Nozzle - 350 Bar



### 1/4 Plug - 1/4 Thread

PART NO	ITEM
HP-M14M14	

## Dual Lances with Insulated Handles



### 840mm Dual Lance

- 40 lpm 285 Bar
- 1/4" M NPT inlet
- Length 840mm

**PART NO**  
**HP-DL0840**



### 1060mm Dual Lance

- 40 lpm 285 Bar
- 1/4" M NPT inlet
- Length 1060mm

**PART NO**  
**HP-DL1060**

## Chrome Plated Insulated Lances



### 600mm Lance

- 40 lpm 285 Bar
- 1/4" M NPT inlet
- Length 600mm

**PART NO**  
**HP-SL0600**



### 900mm Lance

- 40 lpm 285 Bar
- 1/4" M NPT inlet
- Length 900mm

**PART NO**  
**HP-SL0900**



### 1060mm Lance

- 40 lpm 285 Bar
- 1/4" M NPT inlet
- Length 1060mm

**PART NO**  
**HP-SL1060**





## Hose Reels & Accessories

A range of high quality hose reels with direct hand crank rewind, locking mechanism, solid steel construction and full flow brass swivel joint.



### Stainless Steel Reel

- Rated to 350 bar
- 100 ft x 3/8" hose (30m)
- Stainless steel
- 3/8" NPT Female inlet

**PART NO**  
**HP-HRM150SS**



### Free Standing 100ft x 3/8" (30m) Hose Reel

- Rated to 350 bar
- 100 ft x 3/8" hose (30m)
- Free standing
- 1/4" NPT Male Inlet

**PART NO**  
**HP-HRM100-FS**

## Reels rated to 250 bar



### 50 ft x 3/8" (15m) Hose Reel

Inlet Thread:  
3/8" NPT Female

**PART NO**  
**HP-HRM050**



### 100 ft x 3/8" (30m) Hose Reel

Inlet Thread:  
3/8" NPT Male

**PART NO**  
**HP-HRM100**



### 150 ft x 3/8" (45m) Hose Reel

Inlet Thread:  
3/8" NPT Female

**PART NO**  
**HP-HRM150**



### 150ft x 3/8" (45m) Hose Reel - with Pigtail

Inlet Thread:  
3/8" NPT Male

**PART NO**  
**HP-HRM150-D**



### 100ft x 3/8" (30m) Hose Reel

Inlet Thread:  
3/8" NPT Male

**PART NO**  
**HP-HRM100D**



### 200 ft x 3/8" (60m) Hose Reel

Inlet Thread:  
3/8" NPT Male

**PART NO**  
**HP-HRM200**

## Hose Reels and accessories



### 150ft x 3/8" (45m) - Hose Reel

**PART NO**  
**HP-HRM151-045-6161**  
Includes 45m 5/16" of twin wire hose



### 150ft x 3/8" (45m) Hose Reel fixed on 'A' Frame

Inlet Thread: 3/8" NPT Female

**PART NO**  
**HP-HRM150A**



### 150ft x 3/8" (45m) - Hose Reel fixed on 'A' Frame

**PART NO**  
**HP-HRM151A-045-6161**  
Includes 45m 5/16" of twin wire hose



### 150ft x 3/8" (50m) - Hose Reel with Hose Guide fixed on 'A' Frame

**PART NO**  
**HP-HRM152A**  
**HP-HRM152A-050-5761**  
Includes 50m of hose



### 150ft x 3/8" (50m) Electric Hose Reel fixed on 'A' Frame

**PART NO**  
**HP-HRM153A**  
**HP-HRM153A-050-5761**  
Includes 50m of hose



**150ft x 3/8" (50m) Electric Hose Reel with Hose Guide fixed on 'A' Frame**

**PART NO**

**HP-HRM154A**

**HP-HRM154A-050-5761**

Includes 50m of hose



**150ft x 3/8" (50m) Hose Reel fixed on 'A' Frame & Trolley**

Includes 50m of hose

**PART NO**

**HP-HRM158A**

**HP-HRM158A-050-5761**

Includes 50m of hose



**150ft x 3/8" (50m) - Hose Reel with Hose Guide fixed on 'A' Frame & Trolley**

**PART NO**

**HP-HRM159A**

**HP-HRM159A-050-5761**

Includes 50m of hose



**300ft x 3/8" (100m) Hose Reel fixed on 'A' Frame**

Inlet Thread: 3/8" NPT Male

**PART NO**

**HP-HRM300A**

## Hose Reels and accessories



**300ft x 3/8" (100m) Hose Reel with Hose Guide fixed on 'A' Frame**

**PART NO**

**HP-HRM302A**

**HP-HRM302A-100-5761**

Includes 100m of hose



**300ft x 3/8" Electric Hose Reel fixed on 'A' Frame**

**PART NO**

**HP-HRM303A**

**HP-HRM303A-100-5761**

Includes 100m of hose



**300ft x 3/8" Electric Hose Reel with Hose Guide fixed on 'A' Frame**

**PART NO**

**HP-HRM304A**

**HP-HRM304A-100-5761**

Includes 100m of hose



**300ft x 3/8" Hose Reel fixed on 'A' Frame & Trolley**

**PART NO**

**HP-HRM308A**

**HP-HRM308A-100-5761**

Includes 100m of hose





**300ft x 3/8" (100m) Hose Reel with Hose Guide fixed on 'A' Frame & Trolley**

**PART NO**

**HP-HRM309A**

**HP-HRM309A-100-5761**

Includes 100m of hose



**Hose Reel Stacking Kit to suit HP-HRM150 & HP-HRM300 Hose Reels**

**PART NO**

**HP-KIT0002**



**Hose Reel Guide Accessory for HP-HRM150A**

**PART NO**

**HP-GP2100462**



**Hose Reel Guide Accessory for HP-HRM300A**

**PART NO**

**HP-GP2100463**



**Quick Release Plate Kit**

Suitable for all HP Hose Reels, with all fixings required.

**PART NO**

**HP-KIT0001**



**Soap Shooter Kit**

Includes 30ft hose filter and No.4 nozzle.

**PART NO**

**HP-GP100145**

## High pressure couplings

### Couplings

\* All 1/4" couplings rated to 350 bar. All 3/8" and M22 couplings rated to 285 bar.



**1/4" Quick Disconnect - 1/4" M Thread - Stainless Steel**

**PART NO**

**HP-F14M14-SS**

**HP-F38M38-SS**



**1/4" Plug - 1/4" F Thread**

**PART NO**

**HP-M14F14**

**1/4" Plug - 1/4" F Thread - Stainless Steel**

**HP-M14F14-SS**

**3/8" Plug - 3/8" F Thread**

**HP-M38F38**



**1/4" Quick Disconnect - 1/4" F Thread**

**PART NO**

**HP-F14F14**

**3/8" Quick Disconnect - 3/8" F Thread**

**HP-F38F38**



**1/4" Plug - 1/4" M Thread**

**PART NO**

**HP-M14M14**

**1/4" Plug - 1/4" M Thread - Stainless Steel**

**HP-M14M14-SS**

**3/8" Plug - 3/8" M Thread**

**HP-M38M38**



**1/4" Quick Disconnect  
- 1/4" M Thread**

PART NO  
HP-F14M14

**3/8" Quick Disconnect - 3/8"  
M Thread**

HP-F38M38



**1/4" Quick Disconnect - 1/4"  
F Thread - Easy Grip**

PART NO  
HP-F14F14-EG



**1/4" Quick Disconnect - 1/4"  
M Thread - Easy Grip**

PART NO  
HP-F14M14-EG



**1/4" Quick Disconnect - 1/4"  
F Thread - Stainless Steel**

PART NO  
HP-F14F14-SS  
HP-F38F38-SS



**Threaded Connector  
- M22F Thread - 1/4" F**

PART NO  
HP-F22F14

**Threaded Connector  
- M22F Thread - 3/8" F**

HP-F22F38

## High pressure couplings



**Threaded Connector  
- M22F Thread - 1/4" M**

PART NO  
HP-F22M14

**Threaded Connector  
- M22F Thread - 3/8" M**

HP-F22M38



**Threaded Connector  
- M22M Thread - 1/4" F**

PART NO  
HP-M22F14

**Threaded Connector  
- M22M Thread - 3/8" F**

HP-M22F38



**Threaded Connector  
- M22M Thread - 1/4" M**

PART NO  
HP-M22M14

**Threaded Connector  
- M22M Thread - 3/8" M**

HP-M22M38

**Don't forget,**  
you can shop online at  
[www.streamline.systems](http://www.streamline.systems)

Contact us on **+44 (0)1626 830 830**  
Still proud to answer your calls in this digital age

QUALITY YOU CAN TRUST  
**SERVICE YOU CAN RELY ON**  
PRICES YOU CAN AFFORD





07

Section

## INTERNAL WINDOW CLEANING

Areas of use include car showrooms, stair wells and atriums in office blocks, schools, colleges, hotels, airports, shopping centres... the opportunities are endless! Saving time, saving money...



## DRAGONFLY® 4

The **STREAMLINE® DRAGONFLY®** takes Vikan EasyShine kits to new heights and makes internal window cleaning even easier!

The **STREAMLINE® DRAGONFLY®** is the perfect answer to internal glass cleaning where a ladder or other reach equipment is normally required, as it allows you to clean windows at height with your feet on the ground. With a simple pump system and bottle filled with pure water or a light detergent glass cleaner in a backpack and a microfibre pad on a swivel mop plate attached to

a telescope the **DRAGONFLY®** simplifies internal window cleaning forever.

Areas of use include car showrooms, stair wells and atriums in office blocks, schools, colleges, hotels, airports, shopping centres the opportunities are endless! Saving time, saving money...

### DRAGONFLY®

Working at height presents all sorts of health and safety issues. **STREAMLINE®** telescopic pole products are developed to simplify these issues and reduce risks associated with working at height as far as possible.

*New improved coiling hose, prevents you from tripping on trailing hoses.*

The **DRAGONFLY®** can be fitted to any one of the **STREAMLINE®** telescopic poles and extra pole kits can be purchased separately to allow the **DRAGONFLY®** to be connected to various pole sizes.

The high tech microfibre pads are washable up to 500 times, without losing their integrity. When they are slightly moistened, they can cut through grease and other soilage found on glass in almost no time at all.

The battery operated pump allows a fine mist of pure water or a light detergent glass cleaner to be applied to the area to be cleaned without the need to collapse the pole to moisten the pad. The backpack enables the operator to move around freely and can be configured to suit individual requirements.

The kit includes instructions for use, a 240V battery

charger, 1.5 ltr reservoir in a backpack, battery in a holster with an auto switch, pump in a holster, mop plate head assembly with fine nozzle and four microfibre pads. Additional microfibre pads are available for various cleaning applications.





## The **DRAGONFLY® 4** internal window cleaning kit

### Quite possibly the best internal window cleaning kit in the world...

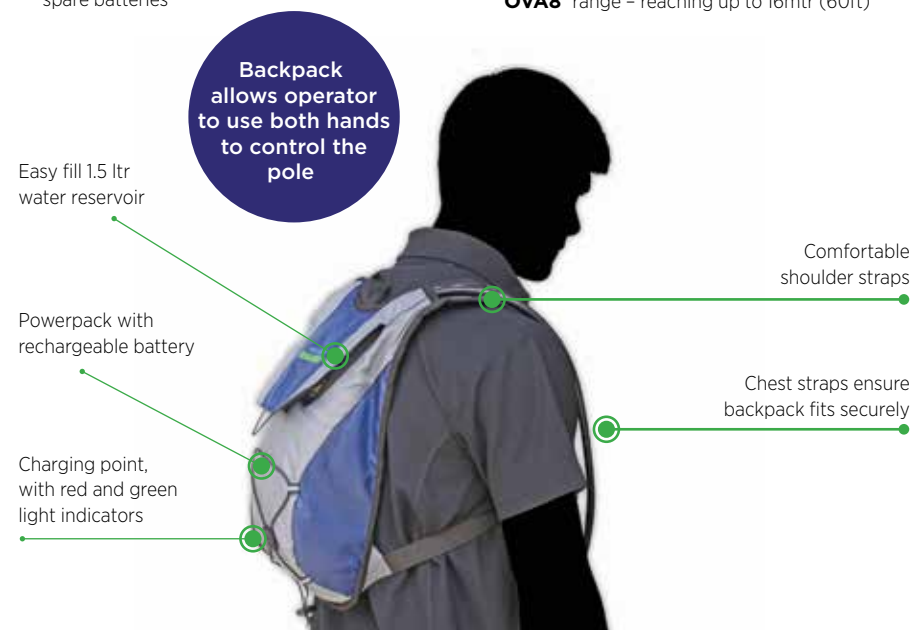
The DRAGONFLY® 4 internal window and glass cleaning kit brings you the latest innovation from the STREAMLINE® range of high reach cleaning equipment.

It is the simplest, safest and most efficient way to clean internal windows at height – reaching up to heights beyond 10 metres!

The **DRAGONFLY 4** relies on no detergents or chemicals and yet cleans a multitude of surfaces, including windows, mirrors, cladding and stainless steel surfaces to a sparkling and spot-free finish. With a compact battery and pump combination mounted in the comfortable backpack, controlled by a simple switch on one of the lightweight **OVA8®** poles, the **DRAGONFLY 4** has proven to clean at height up to three times faster than traditional methods ... and safely from the ground.

#### Benefits:

- Environmentally friendly – no chemicals required
- Rechargeable battery – ensures the task can be completed without the worry of having to have spare batteries
- **OVA8®** telescopic poles – no modular pole sections lying around
- Can be fitted to any of the pole sizes from the **OVA8®** range – reaching up to 16mtr (60ft)







## DRAGONFLY® 4 Kits

### DRAGONFLY® 4

#### MK4 Internal Window Cleaning Kit Complete with Pole Attachments

##### Kit includes:

- 1 **STREAMLINE® DRAGONFLY® 4** backpack, containing 1.5 litre water reservoir, battery, pump and remote control switch
- 2 Battery Charger
- 3 25cm Aluminium Mop Plate
- 4 2 x Glass Microfibre Scrub Mops
- 5 2 x Glass Microfibre Polishing Mops
- 6 Remote control
- 7 Pole attachment
- 8 15m of tubing



PART NO	ITEM
<b>DRAGONFLY4-001</b>	Dragonfly® MK4 Internal Window Cleaning Kit Complete with Pole Attachments

### DRAGONFLY® 4

#### STREAMLINE® OVA8® DRAGONFLY® 4 Pole Options

Don't forget to add your **Dragonfly® 4** kit as seen on page 170



Cleans up to  
**60ft**  
from the safety of the ground



#### Benefits of a STREAMLINE® OVA8® pole?

- Its innovative design ensures that the dreaded pole spin associated with worn pole sections is a thing of the past.
- Superb pole section clamps ensure the pole sections stay where you want them.
- 100% carbon ensuring it's as light as possible and as strong as possible.
- Its 2 flat sides make the pole easier to hold for long periods of time.
- Available in multiple sizes to suit customers' needs.

#### STREAMLINE OVA8® Telescopic Pole Options for **DRAGONFLY® 4** Internal Cleaning Kit

PART NO	ITEM
<b>DRAGON-OV25-24-E</b>	Streamline® OVA8 OV25-24 7-mtr Telescopic Pole for Dragonfly® 4
<b>DRAGON-OV30-24-E</b>	Streamline® OVA8 OV30-24 10-mtr Telescopic Pole for Dragonfly® 4
<b>DRAGON-OV35-30-E</b>	Streamline® OVA8 OV35-30 11-mtr Telescopic Pole for Dragonfly® 4
<b>DRAGON-OV40-30-E</b>	Streamline® OVA8 OV40-30 13-mtr Telescopic Pole for Dragonfly® 4
<b>DRAGON-OV45-30-E</b>	Streamline® OVA8 OV45-30 15-mtr Telescopic Pole for Dragonfly® 4
<b>DRAGON-OV60-40-E</b>	Streamline® OVA8 OV60-40 20-mtr Telescopic Pole for Dragonfly® 4



## ECOSHINE PRO™



**ECOSHINE PRO™** is a telescopic tool for cleaning indoor windows and other washable surfaces. It is sturdy, manoeuvrable and easy to use, combining the cleaning power of pure water and microfibre, to remove any kind of dirt from windows and other non-porous surfaces, with rapidity and minimal effort.

### BENEFITS

- Significantly reduces operating times
- Lightweight, compact and easy to use
- Eases access to small and awkward surfaces
- No need to dry surfaces after cleaning.

### APPLICATIONS

- Partition walls
- Mirrors & showers
- Ground windows
- Shop windows
- Display cabinets
- Public transport windows
- Digital signs
- ...and many more!

### EACH KIT COMES WITH 4 PADS

- 2 x Microfibre Polishing Mops
- 2 x Microfibre Scrub Mops



## ECOSHINE PRO™ Mops

Available in 4 sizes:

PART NO	MIN. LENGTH (mm)	MAX. LENGTH (mm)	NO. SECTIONS	WEIGHT (kg)
<b>V552090</b>	800	960	2	0.7
<b>V522150</b>	1180	1660	2	1.0
<b>V522310</b>	1960	3260	2	1.5
<b>V553600</b>	2710	6210	3	3.3


Includes 2 x **STREAMLINE®** Polishing Mops  
& 2 x **STREAMLINE®** Scrub Mops



**90cm length**

**PART NO**  
**V552090**

Includes 2 x **STREAMLINE®** Polishing Mops  
& 2 x **STREAMLINE®** Scrub Mops



**150cm length**

**PART NO**  
**V552150**

Includes 2 x **STREAMLINE®** Polishing Mops  
& 2 x **STREAMLINE®** Scrub Mops



**310cm length**

**PART NO**  
**V552310**

Includes 2 x **STREAMLINE®** Polishing Mops  
& 2 x **STREAMLINE®** Scrub Mops



**600cm length**

**PART NO**  
**V553600**





QUALITY ASSURED  
PRODUCT 2020

## ECOSHINE™ Kit Indoor Window Cleaning Kit

For easy cleaning of low level internal windows.  
No need for chemicals, clean with ordinary water and microfibre technology.



### Kit comprises of:

- 1 2-stage telescoping pole with 25cm aluminium mop plate
- 2 2 x microfibre polishing mops
- 3 2 x microfibre cloths
- 4 300ml trigger spray bottle
- 5 Handy carry bag

PART NO  
V549102

## Vikan Easy Shine Window Cleaning Kit

### Kit V549101 comprises of:

- 1 1-stage telescopic pole with 20cm plastic mop plate
- 2 4 x microfibre polishing mops
- 3 5 x microfibre lustre cloth
- 4 300ml trigger spray bottle and storage box
- 5 2 x **STREAMLINE**® microfibre scrub mop
- 6 2 x **STREAMLINE**® polishing mop



Complete kit, as shown.

PART NO  
V549101

## Mop Pads




### STREAMLINE® Microfibre Polishing Mop - 30cm

PART NO  
V549120

Included with the **STREAMLINE**®  
**DRAGONFLY**®4

BEST  
SELLER



### STREAMLINE® Microfibre Scrub Mop - 30cm


PART NO  
V549121

Included with the **STREAMLINE**®  
**DRAGONFLY**®4



### Microfibre Glass Mop - 30cm

PART NO  
V549126GS



### Microfibre Multi Mop - 30cm

PART NO  
V549127GS



**Spray Body and Nozzle for Ecoshine Pro & Dragonfly4**

PART NO  
TERI0116



**Dragonfly® 4-1 Battery Charger Universal with adaptors**

PART NO  
BC00002-ES



**21 Series Female Connector with 4mm hose tail**

PART NO  
Q21FH-04




**21 Series Male Adaptor 1/4 inch female thread with Non Return Valve**

PART NO  
Q21MF-14-NCV



**25cm Aluminium Mop Plate**

PART NO  
V370300



**40cm Mop Plate and Pad**

PART NO  
V374618  
V549440

## Accessories



**Female Threaded Socket**

PART NO  
FT2



**Replacement DRAGONFLY 4 12v NIMH Battery**

PART NO  
BATT0001



**SPRAY assembly for all DRAGONFLY® MK3 poles**

PART NO/ITEM  
DRAGON-KIT06 DRAGONFLY® MK3







08

Section

## FILTERPLUS® FILTRATION & RESIN

From commercial reverse osmosis static systems, to portable carry DI systems and all accessories to go with.



# FILTERPLUS®

## FILTRATION & RESIN

**STREAMLINE®** includes a large range of filtration equipment under the **FILTERPLUS®** brand, from commercial reverse osmosis static systems, to portable carry DI systems and all accessories to go with.



### REVERSE OSMOSIS SYSTEMS

**Pages 180 TO 185**

Compact, part assembled, cost effective water purification made easy. Unit includes Triple Prefiltration, RO Membrane, pressure gauge, Shut-off valve all mounted on a sturdy metal frame. Available with or without a booster pump.



### FILTERPLUS® MOBİ™ FILTRATION SYSTEMS

**Pages 190 TO 195**

Available as single items or as part of a kit, the **MOBİ™** filters produce pure water on-demand quickly and easily, which helps you get started - FAST! Filled with demineralising resin, these filters produce instant results for a spot-free clean, giving you pure water right where you need it.



### FILTERPLUS® FILTRATION ACCESSORIES

**Pages 200 TO 203**

With a full range of filtration systems, **STREAMLINE®** has all replacement parts and accessories you need to keep your system fully functional. From Filter housings, to resin beads, and from reverse osmosis membranes to pre-filter housings, Streamline® offers the full range.



## Reverse Osmosis Filters



### **FILTERPLUS® 300**

**300 gallon per day reverse osmosis water filtration system.**

Compact, part assembled, cost effective water purification made easy. Unit includes triple prefiltration, single membrane, pressure gauge, shut off valve mounted on sturdy metal frame.

System requires minimum of 40 PSI inlet pressure.

300 US gallons per day, approx 20 litres/hour in optimum conditions

**FILTERPLUS® Direct Flow RO System 300 gpd**

PART NO
<b>300GPD-F</b>
<b>300GPD-F-DI</b>

➔ Don't forget to order your KIT01301 fittings kit - see page 195



### **FILTERPLUS® 600**

**600 gallon per day reverse osmosis water filtration system.**

Compact, part assembled, cost effective water purification made easy. Unit includes triple prefiltration, twin membranes, pressure gauge, shut off valve mounted on sturdy metal frame.

System requires minimum of 40 PSI inlet pressure.

600 US gallons per day, approx 40 litres/hour in optimum conditions

**FILTERPLUS® Direct Flow RO System 600 gpd**

PART NO
<b>600GPD-F</b>
<b>600GPD-F-DI</b>

➔ Don't forget to order your KIT01601 fittings kit - see page 195

## Replacement Cartridges



### **Triple Prefilter Kit**

Triple 10" Prefilter Kit, fits most traditional RO systems

PART NO
<b>KIT02310-001</b>



### **10" & 20" Sediment Cartridges**

PART NO	ITEM
<b>DF10-F-001</b>	10" Cartridge
<b>DF20-F-001</b>	20" Cartridge



### **10" & 20" Granular Carbon Cartridges**

PART NO	ITEM
<b>GAC10-F</b>	10" Cartridge
<b>GAC20-F</b>	20" Cartridge



### **10" & 20" Carbon Block Cartridges**

PART NO	ITEM
<b>CF10-F-001</b>	10" Cartridge
<b>CF20-F-001</b>	20" Cartridge



### **Eco 10" Cartridge filled with MB115 Resin**

PART NO	ITEM
<b>FH2C-10-F</b>	10" Cartridge with resin
<b>FH2C-20-F</b>	ECO Housing for 20"





## Reverse Osmosis Filters

## Replacement Cartridges



### **FILTERPLUS® 300**

300 gallon per day reverse osmosis water filtration system.

Compact, part assembled, cost effective water purification made easy. Unit includes triple prefiltration, single membrane, pressure gauge, shut off valve mounted on sturdy metal frame.

System requires minimum of 40 PSI inlet pressure.

300 US gallons per day, approx 20 litres/hour in optimum conditions

#### **FILTERPLUS® Direct Flow RO System 300 gpd**

PART NO	ITEM
<b>300GPD-F-CLK</b>	
<b>300GPD-F-CLK-DI</b>	Complete with DI filter

☞ Don't forget to order your KIT01301 fittings kit - see page 195



### **FILTERPLUS® 600**

600 gallon per day reverse osmosis water filtration system.

Compact, part assembled, cost effective water purification made easy. Unit includes triple prefiltration, twin membranes, pressure gauge, shut off valve mounted on sturdy metal frame.

System requires minimum of 40 PSI inlet pressure.

600 US gallons per day, approx 40 litres/hour in optimum conditions

#### **FILTERPLUS® Direct Flow RO System 600 gpd**

PART NO	ITEM
<b>600GPD-F-CLK</b>	
<b>600GPD-F-CLK-DI</b>	Complete with DI filter

Simple...Quick...Easy...CLK

☞ Don't forget to order your KIT01601 fittings kit - see page 195



#### **Filterplus CLK Prefilter Cartridge Set**

PART NO  
**KIT02310-CLK**



#### **Sediment Cartridge Filter - CLK Bayonet type**

PART NO  
**CLK2-DF360**



#### **Granular Carbon Cartridge Filter - CLK Bayonet type**

PART NO  
**CLK2-GAC360**



#### **Carbon Block Cartridge Filter - CLK Bayonet type**

PART NO  
**CLK2-CF360**



#### **DI Cartridge Filter - CLK Bayonet type**

PART NO  
**CLK2-DI360**



## Reverse Osmosis Filters



### Double 10" Inline Prefilter

Kit consists of 10" sediment and 10" carbon block cartridges, mounting bracket and filter spanner.

PART NO
FP-2F



### Triple 10" Inline Prefilter

Kit consists of 10" sediment and granular carbon block cartridges, mounting bracket and filter spanner.

PART NO
FP-3F



### 10" & 20" Filter Housings

10" Housings with 1/4" and 1/2" ports  
20" Housings with 1/2" ports

PART NO	ITEM
FH2WW-10	10" White Filter Housing 1/4" Female ports
FH2CW-10	10" Clear Filter Housing 1/4" Female ports
FH2WW-20	20" White Filter Housing 1/2" Female ports
FH2CB-20	20" Clear Filter Housing 1/2" Female ports

## Filter Accessories



### Brass Hose Lock

Quick coupling kits for **FILTERPLUS**® 300 and 600 systems.

PART NO	ITEM
KIT01300	For 300 gpd
KIT01600	For 600 gpd



### Nylon Hose Lock

Quick coupling kits for **FILTERPLUS**® 300 and 600 systems.

PART NO	ITEM
KIT01301	For 300 gpd
KIT01601	For 600 gpd



### R.O. Membrane 300 gpd

Fits **FILTERPLUS**® 300 and 600 systems.

PART NO
R-MR300



### 240V Booster Pump

Compatible with all **STREAMLINE**® reverse osmosis filtration systems.

PART NO	ITEM
BP-0200	300 gpd Booster Pump - 200L per hour
BP-0400	600 gpd Booster Pump - 400L per hour
BP-0600	600 gpd Booster Pump - 600L per hour





## **STREAMLINE®** **600GPD-FP Static** **Filtration System,** **complete with** **Booster Pump**



### **For faster, efficient pure water production**

- Boosted reverse osmosis water filtration system, for economical and fast filtration
- Prefiltration, to extend the life of the membrane(s)
- Robust, free standing frame, for longevity
- Pressure gauge and needle valve, for infinite flow control and backwash operation

**PART NO**  
**600GPD-FP-PRO**

## **Static Systems**

SPECIFICATIONS	DUAL MEMBRANE
Sediment and carbon prefilters	20"-5 micron
Membrane type	R-MR300
Plumbing	JG type-parallel
Permeate water flow (litres/min)	2.5*
Break tank	Yes
Booster pump	Yes
Boosted pressure	100 PSI
Maximum pressure	150 PSI
Power requirement	220-240V
Current	3.2A

\*At ambient temperature of 10°C and with softened water.

### **Optional extras:**



#### **FH4KA**

Automatic softening kit, to extend the life of the membrane(s)



#### **FP0618-01**

**FILTERPLUS®** 6x 18 DI Vessel (6.9 litres)



#### **TDS2**

Inline TDS meter for accurate water quality control



#### **TNK-IBC-KIT001 \*1000 Litre**

Complete delivery tank system with transfer pump, 10 metre delivery hose and fast fill trigger.

**PART NO's INCLUDED**  
Includes TNK-IBC, 290151, SH25-10, 15-0001-23, SP240



## STREAMLINE® Static-HIFLO-B Water Filtration Systems, for the professionals...

### For faster, efficient pure water production

- Boosted reverse osmosis water filtration system, for economical and fast filtration
- Break tank, to meet local water regulations and facilitate water recycling
- Prefiltration, to extend the life of the membrane(s)
- Robust non-rusting, free standing stainless steel frame, for longevity
- Control panel with dual float valve system, totally controls water levels in the break tank and holding tank(s)
- Pressure gauge and needle valve, for infinite flow control and backwash operation



Model shown is a single membrane model capable of producing up to 380 litres of pure water per hour.

**STATIC-HIFLO-B**

Single membrane

**STATIC-HIFLO-BD**

Double membrane

## Static Systems

SPECIFICATIONS	SINGLE MEMBRANE	DUAL MEMBRANE
Sediment and carbon prefilters	20"-5 micron	20"-5 micron
Membrane type	XLLE4040	XLE4040
Plumbing	JG type	JG type-parallel
Permeate water flow (litres/min)	6.5*	9.1*
Break tank	Yes	Yes
Booster pump	Yes	Yes
Boosted pressure	100 PSI	100 PSI
Maximum pressure	150 PSI	150 PSI
Power requirement	220-240V	220-240V
Current	3.2A	3.2A

\*At ambient temperature of 10°C and with softened water.

### Optional extras:



#### FH4KA

Automatic softening kit, to extend the life of the membrane(s).



#### FME5

Permeate and concentrate inline flow meters, for accurate flow control.



#### TDS2

Inline TDS meter for accurate water quality control.

### TNK-IBC-KIT001 \*1000 Litre

Complete delivery tank system with transfer pump, 10 metre delivery hose and fast fill trigger.



#### PART NO's INCLUDED

Includes TNK-IBC, 290151, SH25-10, 15-0001-23, SP240





## The ***FILTERPLUS® MOBI®*** range is growing...

Available as single items or as part of a kit, the **MOBI®** filters produce pure water on-demand quickly and easily and help you to get started – fast!

Filled with demineralising resin, these filters produce instant results for a spot-free clean, giving you pure water right where you need it.

### Pure water, right where you need it.



### Resin Filters and Accessories

## ***MOBI® START***

Never get caught short of pure water again with a **MOBI® START**

Introducing the **MOBI® START**...  
400 litres\* of pure water in a 2 litre bottle.

These disposable filters are filled with commercial grade virgin resin and will purify up to 400 litres\* of pure water on demand. Simply connect to a mains water tap and produce pure water instantly... it's that easy.

For those one-off jobs, the atriums and courtyards, the times when the tank on your van runs dry on the second last window of the day.

Never get caught short again, order a **MOBI™** START pack as a back-up for your van today.

\* at 50 ppm ingoing TDS



PART NO	ITEM
FP-MOBI-S0415-02	Filterplus® MOBI® Start 4x15 Cartridge

**Don't forget,**  
you can shop online at  
**[www.streamline.systems](http://www.streamline.systems)**

Contact us on **+44 (0)1626 830 830**  
Still proud to answer your calls in this digital age

QUALITY YOU CAN TRUST  
**SERVICE YOU CAN RELY ON**  
PRICES YOU CAN AFFORD



# MOBI<sup>®</sup> BASIC

## Resin Filters and Accessories


### MOBI<sup>®</sup> BASIC MOBILE BASIC FILTER VESSEL

The new and easy 'Carry 'n' Go' Mobile Basic DI Filter Vessel. A 6 x 18 Vessel (6.9 litre) filled with demineralising resin, and with added benefits.

- Comfortable carry handle
- Same handle can be used as a wall bracket
- Stop connector on Female coupler saving pure water when disconnected
- Stainless Male inlet connector for long life (no chance of snapping off)
- Resin changes can still easily be performed

Available in the following options:

#### MOBI<sup>®</sup> Carry Kit



PART NO	ITEM
<b>FP-MOBI-C0618-02</b>	MOBI <sup>®</sup> Carry 6 x 18 De-ionising Filter with handle
<b>FP-MOBI-C0817-02</b>	MOBI <sup>®</sup> Carry 8 x 17 De-ionising Filter with handle




#### MOBI<sup>®</sup> Wall Bracket Kit

PART NO	ITEM
<b>FP-MOBI-W0618-02</b>	MOBI <sup>®</sup> 6x18 De-ionising Filter with wall bracket
<b>FP-MOBI-W0730-02</b>	MOBI <sup>®</sup> 7x30 De-ionising Filter with wall bracket
<b>FP-MOBI-W0835-02</b>	MOBI <sup>®</sup> 8x35 De-ionising Filter with wall bracket




### Hose Connection Kits for MOBI<sup>®</sup> Basic




**Nylon Hose Kit**  
From the Tap Connector  
to the Filter Vessel

**PART NO**  
**FP-MOBI-KIT-014344**




**Stainless Hose Kit**  
From the Tap Connector  
to the Filter Vessel

**PART NO**  
**FP-MOBI-KIT-012529**



**Nylon Hose Kit**  
From the Filter Vessel  
to the Hose Reel

**PART NO**  
**FP-MOBI-KIT-014244**



**Stainless Hose Kit**  
From the Filter Vessel  
to the Hose Reel

**PART NO**  
**FP-MOBI-KIT-012129**





# MOBI® ROLL

Call us for a price today +44 (0)1626 830830

## Resin Filter Trolleys

### MOBI® ROLL MOBILE FILTER TROLLEY

The simple way to clean glass! Pure water cleaning using waterfed poles eliminates the need for hand tools and detergents and keeps your feet firmly on the ground.

This easy to use **MOBI®** Roll will produce pure water instantly allowing you to clean your windows and glass leaving them gleaming and spot free without the need to squeegee.

The re-fillable filter vessel will produce approx. 8,000 litres of pure water (at 100 ppm). It is supplied with a hand-held TDS meter to keep regular checks on the water quality.

#### Features

- Compact, sturdy steel chassis fitted with large rubber wheels for ease of mobility on uneven surfaces
- Fitted with stainless hozelock-type connectors to prevent breakages
- The outlet is fitted with an automatic shut-off valve to stop the water immediately when disconnected
- An AHA.H6 pole connector can be coupled straight into the outlet to eliminate unnecessary hoses.
- The vessel is easily removed to facilitate resin changes

#### Optional extras

These include pre-filtration to extend the life of the resin and inline TDS meter for quick water quality checks.



Also available as part of a kit

PART NO	ITEM
FP-MOBI-T0835-02	Filterplus® MOBI® Trolley 8x35 DI Filter Trolley - filled with MB111

➔ See pages 10-11 for MOBI Roll Starter Kit





# MOBI® MIDGET

## Resin Filter Trolleys

### MOBI® MIDGET MOBILE REVERSE OSMOSIS FILTER TROLLEY

The new **MOBI® MIDGET** Mobile Reverse Osmosis Filter Trolley is the solution to fast, on-demand pure water in hard water areas.

Where there is access to only tap water the **MOBI® MIDGET** will produce enough pure water for two operators to clean to heights of up to 72ft. This unit is capable of producing up to 1,200 gallons per day in optimum conditions.


#### Features

- Unit can be used in either horizontal or vertical positions
- Stainless hose couplers means no breakages
- Solid tyres for outdoor use
- Robust stainless steel frame guarantees longevity
- Four membranes produces consistent flow
- Prefiltration and DI filtration ensures pure water for optimum results
- Pressure gauge monitors pressure in membrane housings
- Industrial booster pump and motor for long life
- Handheld TDS meter for accurate water checks



#### Replacement Filters:

PART NO	ITEM
<b>R-MK600</b>	MOBI® Midget Dual 300GPD Membrane Housing Kit (x2 required)
<b>CLK2-CF360</b>	Carbon Cartridge Filter - CLK Bayonet type
<b>CLK2-DI360</b>	Demineralising Cartridge Filter - CLK Bayonet type



PART NO	ITEM
<b>FP-TR1200-02</b>	MOBI® Midget Battery Powered RODI System - 1,200 gpd
<b>FP-TR1200-03</b>	MOBI® Midget Mains Powered RODI System - 1,200 gpd
<b>FP-TR1200L-02-UK</b>	MOBI® Midget Lithium Ion Powered RO System - 1,200 gpd



# STREAMLINE MOBI® MAXI



The **STREAMLINE® MOBI® MAXI** portable filtration system is the perfect portable system for window cleaning, solar panel cleaning, boat cleaning and many other hard surface exterior cleaning applications.

Providing that there is access to both water and mains power supply (230V), the Streamline MOBI® MAXI filtration system will produce enough water and pressure for 2 x operators to clean up to 22mtr (72ft), simultaneously.

## Filtration includes:

- 5 Micron Sediment Filter to remove larger particles
- 5 Micron Carbon Pre-Filter to remove Chlorine
- 4040 Reverse Osmosis membrane filter, rejects up to 98% of dissolved impurities
- DI Filter completes the purification stage, polishing the water to 000ppm

The **MOBI® MAXI** is the perfect solution for on-site building maintenance teams, window cleaners and facilities managers who need to access remote parts of modern buildings from court-yards and roof top atriums, etc.

## Features

- Compact, robust, sturdy frame, suitable for operators to use the trolley system in most industrial environments – unit can be operated in either horizontal or vertical positions
- Large stainless-steel membrane housing, with 4040 **FILTERPLUS®** membrane
- Pressure gauge monitors pressure in membrane housing
- Industrial, 120psi, 230V, fan-cooled booster pump
- Inline TDS meter monitors the water quality after the RO filter and after the final polishing DI filter
- Comes complete with hose connections for inlet, outlets and waste water ports – suitable for 1 x or 2 x operators, with separate ports
- 5mtr electrical cable



## Resin Filter Trolleys



## Operating Specifications:

- **Filtration:** Pre-filtration, Reverse Osmosis and De-Ionising filter
  - **Max Filtration Pressure:** 120psi
  - **Max Flow:** from 8640ltrs per day\* (5,700Ltrs per day) \*
  - **Inlet Water TDS Range:** 100-400ppm
  - **Final Water TDS:** 000ppm
  - **Voltage:** 230V
  - **Operators:** 1 or 2
- \*In optimum conditions

## Replacement Filters:

PART NO	ITEM
<b>S-MRO-4040-F</b>	Filterplus® Reverse Osmosis Membrane 4040
<b>DF10-F-001</b>	Filterplus® Sediment 5 Micron 10" Cartridge ea
<b>CF10-F-001</b>	Filterplus® Carbon Block 10" Cartridge ea
<b>FH2CR-BB10</b>	BIG Blue 10" Cartridge filled with MB115 Resin

PART NO	ITEM
<b>FP-TR2000-03</b>	MOBI® MAXI Electric Powered RO System – 6.0LPM
<b>FP-TR3000-03</b>	MOBI® MAXI Electric Powered RO System – 9.0LPM





## Pressure Vessels



Complete with riser and head standard 3/4" Female ports.

PART NO	ITEM
<b>FP0613-01</b>	FILTERPLUS® 6 x 13 Filter Vessel Complete (5.0 litre)
<b>FP0618-01</b>	FILTERPLUS® 6 x 18 Filter Vessel Complete (6.9 litre)
<b>FP1013-01</b>	FILTERPLUS® 10 x 13 Filter Vessel Complete (12.0 litre)
<b>FP0817-01</b>	FILTERPLUS® 8 x 17 Filter Vessel Complete (11.0 litre)
<b>FP0835-01</b>	FILTERPLUS® 8 x 35 Filter Vessel Complete (25.7 litre)

➔ See pages 240 for full specification

## Softener Kits



### Automatic Softener Kit

Fully automated softener filter to use in conjunction with a Hi-Flo R.O. System.

PART NO	ITEM
<b>FH0835-KA</b>	8 x 35 Auto Softener Kit Complete (25.7 litre)
Requires 240V power supply	

## Resin and Filter Housings




### **FILTERPLUS®** Interconnect RO Systems

Build your own system to meet your needs. Allows multiple 300 gpd membranes to be connected.

PART NO	ITEM
<b>R-MH2</b>	Single Housing

## Resin Filtes & Accessories



### Refillable Cartridge

PART NO	ITEM
<b>FH2C-10-F</b>	10" ECO Housing
<b>FH2C-20-F</b>	20" ECO Housing



### De-Mineralising Resin

Tulsion Resins are virgin resins. As a guide, at 100 ppm, one 6x18 filter vessel can treat up to 2,000 litres of water. Sold in 25 litre sacks.

PART NO	ITEM
<b>MB111</b>	Tulsion Demineralising Resin 25 Litre
<b>MB115</b>	Tulsion High Grade Demineralising Resin 25 L

➔ See pages 240 for full specification



### Softener Resin

Softens water prior to Reverse Osmosis Membrane.

PART NO	ITEM
<b>SR25</b>	Softener Resin 25 Litre



### Plastic Filter Vessel Clamps

PART NO	ITEM
<b>PCLIP4</b>	Plastic 'pop' in clip for Filter Vessels with diameter of 4"
<b>PCLIP6</b>	Plastic 'pop' in clip for Filter Vessels with diameter of 6"



### Metal Filter Vessel Clamps

PART NO	ITEM
<b>PCLMP04</b>	Metal Clamp with back nut, for Filter Vessels with diameter of 4"
<b>PCLMP06</b>	Metal Clamp with back nut, for Filter Vessels with diameter of 6"
<b>PCLMP08</b>	Metal Clamp with back nut, for Filter Vessels with diameter of 8"



### Merlin Replacement Prefilters

20" Carbon block Filter

PART NO
M-CF20-F



### Carbon for Big Blue Block

Cartridge for Big Blue Housing


PART NO	ITEM
T-CF10-F	10" Big Blue Carbon Filter
T-CF20-F	20" Big Blue Carbon Filter



### Sediment for Big Blue

Cartridge for Big Blue Housing

PART NO	ITEM
T-DF10-F	10" Big Blue Sediment Filter
T-DF20-F	20" Big Blue Sediment Filter



### Eco Housing Refillable Cartridge for Big Blue

Cartridge for Big Blue Housing

Resin cartridge for **STREAMFLO** Trolley Systems ('-042' versions only).

PART NO	ITEM
FH2C-BB10	10" Big Blue Refillable Cartridge
FH2C-BB20	20" Big Blue Refillable Cartridge

## Resin & Filter Housings



### Stainless Steel R.O. Housing

High quality Stainless Steel R.O. Housing for 4040 membranes.

PART NO
S-MH1-4040
S-MH1-4021



### Filmtec R.O. Membranes

- Low pressure required
- Excellent performance

PART NO	ITEM
R-MR050	10" RO Membrane 50 gpd
R-MR075	10" RO Membrane 75 gpd
R-MR100	10" RO Membrane 100 gpd
R-MR150	10" RO Membrane 150 gpd
R-MR300	12" RO Membrane 300 gpd



### STREAMLINE<sup>™</sup> R.O. Membranes

- Low pressure required
- Excellent performance

PART NO	ITEM
S-MRO-4021-F	STREAMLINE <sup>™</sup> 21" RO Membrane
S-MRO-4040-F	STREAMLINE <sup>™</sup> 40" RO Membrane



### 10" and 20" Filter Housings

Big Blue filter housing with 1" ports.

PART NO	ITEM
FH2BB-10	10" Blue Filter Housing
FH2BB-10-CB	10" Clear Filter Housing
FH2BB-20	20" Blue Filter Housing
FH2BB-20-CB	20" Clear Filter Housing





09

Section

## STREAMLINE® WFP Accessories

STREAMLINE® includes a large range of hose reels, hose and couplings, pumps and controllers and many other parts, suitable for the window cleaning industry.



### WFP Accessories

STREAMLINE® includes a large range of hose reels, hose and couplings, pumps and controllers and many other parts, suitable for the window cleaning industry.

Quality professional equipment available, ensuring all our valued customers can focus on 'getting the job done!'



#### HOSE REELS, HOSE & ACCESSORIES

A wide range of hose reels are available, including freestanding hose reels, wheeled hose reels and bolt down hose reels. STREAMLINE® also offers a variety of hose specifications to suit the needs of the window cleaner. Check out the best seller – Streamline® 8mm High-Visibility hot water hose.



#### PUMPS AND CONTROLLERS

STREAMFLO®, the new name for reliable, on-demand positive displacement diaphragm pumps with pressure switch protection, including the features self-priming, corrosion resistant built-in check valve, silent running and smooth operation. View the full range on pages 214-216.



#### WARNING SIGNS AND PROTECTIVE WEAR

Are you making the general public aware of the possible dangers while you are window cleaning? View our sturdy stackable stand-alone signs that don't blow over in the wind. Ideal for outdoor use. Furthermore, reduce your physical workload by over 50% with the STREAMLINE® GTM pole harness.



### Metal Hose Reels HRM100-6 / 8 HRM150-6 / 8

Free standing metal hose reel complete with 100m Microbore Hose.

PART NO	ITEM
HRM100-6-UA	with 100m x 6mm Microbore
HRM100-6-AS	Assembled
HRM100-8-UA	with 100m x 8mm Microbore
HRM100-8-AS	Assembled
HRM150-6-UA	with 50m x 6mm Microbore
HRM150-6-AS	Assembled
HRM150-8-UA	with 50m x 8mm Microbore
HRM150-8-AS	Assembled



### Metal Hose Reel HRM1

Free standing metal hose reel includes wall brackets

PART NO	ITEM
HRM1-UA	Unasssembled
HRM1-AS	Assembled



### Metal Hose Reel HRM2

Robust metal freestanding Hose Reel suitable for 60 metre of 12mm re-inforced hose or 100 metre of 6mm Microbore or 8mm Minibore hose.

PART NO	ITEM
HRM2-GP	Suitable for 60m of 12mm Hose
HRM2-AS	Assembled



NEW!

### Stainless Steel Hose Reel HRM2-SS

Robust stainless steel freestanding Hose Reel suitable for 60 metre of 12mm re-inforced hose or 100 metre of 6mm Microbore or 8mm Minibore. hose.

PART NO	ITEM
HRM2-SS-GP	Suitable for 60m of 12mm Hose Unassembled
HRM2-SS-AS	Assembled

## Hose Reels & Accessories



### Metal Hose Reels HRM200-6 / HRM200-8

Free standing metal hose reel complete with 100 meter of 6mm **ECOLINE™** or 8mm hose, coupling included.

PART NO	ITEM
HRM200-6-UA	With 100m of 6mm Microbore
HRM200-6-AS	Assembled
HRM200-8-UA	With 100m of 8mm Minibore
HRM200-8-AS	Assembled



### Metal Hose Reel HRM4

Robust metal wheeled Hose Reel suitable for 60 metre of 12mm I.D. Re-inforced hose, or 100 metre of 6mm Microbore or 8mm Minibore hose.

PART NO	ITEM
HRM4-GP	Suitable for 60m of 12mm Hose
HRM4-AS	Assembled



NEW!

### Stainless Steel Hose Reel HRM4-SS

Robust metal stainless steel metal wheeled Hose Reel suitable for 60 metre of 12mm I.D. re-inforced hose, or 100 metre of 6mm Microbore or 8mm Minibore hose.

PART NO	ITEM
HRM4-SS-GP	Suitable for 60m of 12mm hose
HRM4-SS-AS	Assembled



BEST SELLER

### Metal Hose Reels HRM400-6 / HRM400-8

Sturdy metal wheeled hose reel complete with 100 metre of 6mm or 8mm hose, couplings included.

PART NO	ITEM
HRM400-6-UA	With 100m of 6mm Microbore
HRM400-6-AS	Assembled
HRM400-6-AS-PRO	With 100m of 6mm Microbore
HRM400-8-UA	With 100m of 8mm Minibore
HRM400-8-AS	Assembled
HRM400-8-AS-PRO	With 100m of 8mm Minibore





### Metal Hose Reel HRM3

Robust metal wheeled Hose Reel suitable for 100 metre of 12mm I.D. re-inforced hose.

PART NO	ITEM
HRM3-UA	Suitable for 100m of 12mm hose
HRM3-AS	Assembled
HRM300-T12-UA	100m of 12mm Extraflex hose
HRM300-T12-AS	Assembled



### Hose Reel HP-HRM150A

Fixed Metal Hose Reel, suitable to take 100 metre of microbore hose: Metal rewind handle Locking device mounted on bearings.

PART NO	ITEM
HRM150A	



### Centre Joiner

PART NO	ITEM
RM006	



### Brass Swivel Inlet Connector 3/4" F

PART NO	ITEM
BHC-90	



### Replacement Handle

PART NO	ITEM
RM008	



### Inlet Manifold

PART NO	ITEM
RM007-HRM2	Inlet Manifold for HRM2 Hose Reels
RM007-HRM4-5	Inlet Manifold for HRM4+5 Hose Reels
RM009	Inlet Manifold for HRM3+6 Hose Reels

## Hose Reels & Accessories



### Metal Hose Reel Joiner for HRM3

PART NO	ITEM
RM015	



### Brass Swivel Inlet Hosetail 3/4" F

PART NO	ITEM
BHT-90	

Don't forget,  
you can shop online at  
[www.streamline.systems](http://www.streamline.systems)





### Brass Male Adapter 3/4" F

PART NO
BHA-TA34



### Brass Hosetails

Fits Part No. RM004

PART NO	ITEM
BHT1814	For 6mm hose
BHT1808	For 8mm hose



### Output Elbow & Flynut

PART NO	ITEM
RM004	Brass Output Elbow & Flynut



### Leather Holster

For Hozelock type coupling

PART NO	ITEM
LH1	Excludes tap and fittings



### Leather Holster for Microbore Type Coupling

PART NO	ITEM
LH2	Excludes tap and fittings

## Hose Reel Tubing

In our continued desire to strive for excellence, by listening to our customers needs and by working closely with our suppliers we have developed a range of tube and hose products (some of which are unique to us) which deliver high performance whilst being technically superior to competitor products and market specific.

By specifying **STREAMLINE**® hose you are receiving a product with the following features:

- Abrasion resistance – excellent
- Anti-ageing – outstanding
- Resistant to pure water
- Flexibility – good to excellent
- FDA and ROHS compliant, low toxic and free from hazardous substances
- Silicone and cadmium free
- Service temperatures from -15°C to +60°C

By insisting on only the highest quality hoses, free of heavy metals and other hazardous substances, you can be confident of success in delivering a 'crystal clear' finish to your windows.



5mm (inside)

### Pole Tubing PVCT8-5 Clear Tubing

- Outstanding resistance to ageing and with good flexibility, this is the most popular pole tubing choice.
- Inside diameter 5mm
- Operating Temperature -15°C to +60°C
- Available in a multitude of lengths to suit standard pole sizes.

PART NO	ITEM
PVCT8-5-020-CL	20 metre Clear Tubing
PVCT8-5-050-CL	50 metre Clear Tubing
PVCT8-050-BK	50 metre Black Tubing



5mm (inside)

### Pole Tubing **STREAMLINE**® LITE-5\*

Excellent high quality pole hose

- Super light weight, highly flexible, visible yellow hose
- Good abrasion and kink resistance
- Inside diameter 5mm
- Maximum working pressure at 23°C - 14.0 Bar
- Operating Temperature -15°C to +60°C

PART NO	ITEM
LITE-5-001	1 metre
LITE-5-030	30 metre
LITE-5-050	50 metre
LITE-5-100	100 metre



5mm (inside)

### OVA8® Tubing

Excellent high quality pole hose

- Super light weight, highly flexible, visible blue hose
- Good abrasion and kink resistance
- Inside diameter 5mm

PART NO	ITEM
PVCT8-5-001	1 metre
PVCT8-5-030-BL	Eco 5 5mm Blue Tubing 30m
PVCT8-5-150-BL	Eco 5 5mm Blue Tubing 150m



## ECOLINE™ Microbore & Minibore

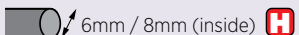
- Standard re-enforced Microbore hose with excellent abrasion resistance
- Good kink resistance and flexibility
- Inside diameter 6mm and 8mm
- Outside diameters up to 12mm
- Maximum working pressure at 20°C - 10 Bar
- Operating Temperature -15°C to +40°C



PART NO	ITEM
PVCT12-6-100-ECO	6mm / 100 metre
PVCT14-8-100-ECO-Y	8mm / 100 metre - Yellow

## STREAMLINE® Microbore & Minibore

- Standard re-inforced Microbore hose with excellent abrasion resistance
- Good kink resistance and flexibility
- Inside diameters 6mm and 8mm
- Outside diameters up to 14mm
- Maximum working pressure at 20°C - 10 Bar
- Operating Temperature -15°C to +80°C

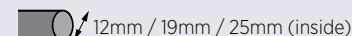


PART NO	ITEM
PVCT12-6-050-Y	6mm / 50 metre - Yellow
PVCT12-6-100	6mm / 100 metre - Yellow
PVCT12-6-100-HIVIZ	6mm / 100 metre - HIVIZ
PVCT14-8-050-Y	8mm / 50 metre - Yellow
PVCT14-8-100-Y	8mm / 100 metre - Yellow
PVCT14-8-100-HIVIZ	8mm / 100 metre - HIVIZ
PVCT14-8-100-OR	8mm / 100 metre - Orange

## Hose Reel Tubing

### STREAMLINE® Extraflex

- Multipurpose dragline hoses for commercial and industrial use



PART NO	ITEM
TYH12-001	STREAMLINE® Extraflex 12mm Non Torsion Hose 5m - priced per 1m
TYH12-050	STREAMLINE® Extraflex 12mm Non Torsion Hose 50m - priced per 50m
TYH12-100	STREAMLINE® Extraflex 12mm Non Torsion Hose 100m - priced per 100m
SH12-01	Delivery Hose 12mm, 1m priced per m
SH12-30	Delivery Hose 12mm, 30m priced per m
SH19-01	Delivery Hose 19mm, 1m priced per m
SH19-30	Delivery Hose 19mm, 30m priced per m
SH25-01	Delivery Hose 25mm, 1m priced per m
SH25-30	Delivery Hose 25mm, 30m priced per m

### STREAMLINE® Reinforced Hose

- Standard reinforced hose with excellent abrasion resistance
- Good kink resistance and flexibility
- Inside diameter 12.5mm (1/2")
- Maximum burst pressure - 48 Bar
- Operating Temperature -15°C to +60°C



PART NO	ITEM
PVCT18-13-001-B	Per metre
PVCT18-13-030-R	Red - per 30 metre
PVCT18-13-030-B	Blue - per 30 metre
PVCT18-13-030-BK	Black - per 30 metre





## SHURFLO™ Pumps



Available in 3 models:

PART NO	VOLTAGE (V)	PRESSURE (PSI)	LITRES PER MINUTE (LPM)	PORTS
<b>8000-946-138</b>	12	100	5.2	1/2" Male
<b>8000-441-138</b>	12	100	3.8	1/2" Male
<b>8002-793-238</b>	12	100	6.5	3/8" Female



### Pressure Switches

PART NO	ITEM
<b>94-375-18</b>	100 PSI



### Shurflo™ Diaphragm Kit

PART NO	ITEM
<b>94-390-06</b>	Valve Assembly Kit

## Accessories



### Shurflo™ Pump Prefilter

PART NO
<b>ILF2W (Wingnut)</b>



### Shurflo™ Pump Elbow

PART NO
<b>NSNE1212</b>



### Shurflo™ Pump Hose Tail

PART NO
<b>NSNS1212</b>



### Nylon Elbow

3/8" Male thread - 12mm hose barb

PART NO
<b>NEL3812</b>



### Nylon Hose Tail

3/8" Male thread - 12mm hose barb

PART NO
<b>NHT3812</b>



## STREAMFLO® Pumps

The new name for reliable, on-demand, positive displacement diaphragm pumps with pressure switch protection.

### Key Features:

- Self priming
- Corrosion resistant built-in check valve
- Silent running and smooth operation
- Can run dry for short periods of time without damage



### Available in 4 models:

PART NO	VOLTAGE (V)	PRESSURE (PSI)	LITRES PER MINUTE (LPM)	PORTS
<b>SF-DP22-012-100-238</b>	12	100	4.5	3/8" Female
<b>SF-DP33-035-045</b>	12	45	13.2	1/2" Male
<b>SF-DP34-016-100</b>	12	100	6.0	1/2" Male
<b>SF-DP51-005-060</b>	12	60	20.8	1/2" Male

### Inline Filter and Hose Tails:

<b>SF-ILF2</b>	Inlet Filter for Streamflo® Pumps	1/2" Fe/Male
<b>SF-NSNE1212</b>	Streamflo® Pump Elbow Nylon	1/2" F x 12mm



### Diaphragm kit for SF-DP22-012-100 STREAMFLO® Pump

**PART NO**  
**SF-DK22-012-100**



### Diaphragm kit for SF-DP34-016-100 STREAMFLO® Pump

**PART NO**  
**SF-DK34-016-100**

## Accessories



### Inline Filter for **STREAMFLO®** Pumps 1/2" F - 1/2" M

Will only fit **STREAMFLO®** pumps

**PART NO**  
**SF-ILF2**



### **STREAMFLO®** Pump Elbow Nylon 1/2" F x 12mm

Will only fit **STREAMFLO®** pumps

**PART NO**  
**SF-NSNE1212**



### **STREAMFLO®** Pump Hosetail Nylon 1/2" F x 12mm

Will only fit **STREAMFLO®** pumps

**PART NO**  
**SF-NSNS1212**



### Pressure Switch for SF-DP22 and SF-DP34 Series **STREAMFLO®** Pumps

**PART NO**  
**SF-PS100**  
**SF-PS100-ES**

**Don't forget!**  
you can shop online at  
**[www.streamline.systems](http://www.streamline.systems)**



### **STREAMLINE<sup>®</sup> Dial Controller**

For simplicity and ease of use

- Compatible with all 12v pumps
- Compatible with Microbore hose

**PART NO**  
**SFC4**



### **STREAMLINE<sup>®</sup> Digital Controller**

Digital version of SFC4 with battery voltage read-out.

**PART NO**  
**SFC5**



### **STREAMLINE<sup>®</sup> Frostat Controller**

Features, as SFC5 with temperature display.  
For use with **HEATWAVE<sup>™</sup>** water heater.

**PART NO**  
**SFC6**



### **STREAMLINE<sup>®</sup> Digital Controller**

Features, as SFC5 with charging facility.

**PART NO**  
**SFC7**



### **STREAMLINE<sup>®</sup> Digital Controller**

Features, as SFC5 with solenoid valve and float switch.

**PART NO**  
**SFC8**

## **Pumps, Controllers and Accessories**



### **Streamboard<sup>™</sup> Streamflo<sup>®</sup> Pump Kit 100 PSI with SFC5 Digital Controller**

Handy pump and controller mounted on a board, includes prefilter and hose tails.

Also available with SFC4 Dial Controller.

PART NO	ITEM
<b>SB100-SFC5-SF</b>	StreamBoard Streamflo <sup>®</sup> Pump Kit 100 PSI with SFC5 Digital Flow Controller



### **Streamboard<sup>™</sup> Shurflo<sup>®</sup> Pump Kit 100 PSI with SFC5 Digital Controller**

Handy pump and controller mounted on a board, includes prefilter and hose tails.

Also available with SFC4 Dial Controller.

PART NO	ITEM
<b>SB100-SFC4</b>	StreamBoard Shurflo Pump Kit 100 PSI with SFC4 Digital Flow Controller
<b>SB100-SFC5</b>	StreamBoard Shurflo Pump Kit 100 PSI with SFC5 Digital Flow Controller





### Brass Flow Controller

PART NO	ITEM
BBV12MF	1/2" Male to Female Thread
BBV14MF	1/4" Male to Female Thread



### Brass Flow Controller

PART NO	ITEM
BBV12FF	1/2" Female to Female Thread
BBV14FF	1/4" Female to Female Thread



### Microbore Fitting Kit

Tap Kit for the end of your Hose Reel  
Available in 6mm or 8mm

PART NO	ITEM
MBK2-6	6mm Microbore Fittings Kit
MBK2-8	8mm Minibore Fittings Kit



### MBK3 Microbore Tap Kit

Inline Microbore Tap Kit

PART NO	ITEM
MBK3	



### Crimp Tool

PART NO	ITEM
SIL918533	

## Hose Coupling, Taps and Accessories



### Norc Clips

Stainless steel, re-usable

PART NO	ITEM
NORC10	10mm
NORC11	11mm
NORC13	13mm
NORC15	15mm
NORC16	16mm
NORC17	17mm
NORC18	18mm
NORC20	20mm
NORC24	24mm



### Jubilee Clamps

Stainless Steel Band and Worm  
To suit hose OD

PART NO	ITEM
JUB16	16mm
JUB20	20mm
JUB32	32mm



### Crimp Clamps

Plated Steel Hose Clamps  
To suit hose OD

PART NO	ITEM
O-07-09	9mm
O-09-11	11mm
O-11-13	13mm
O-13-15	15mm



### Protecta-Ball™

PART NO	ITEM
RB-S	Rubber Ball - Small
RB-B	Rubber Ball - Large



### Male Hosetail Adapter

PART NO	ITEM
Q21MH-06-G	Plated Brass 6mm Male Coupling
Q21MSS-06	Stainless steel 6mm Male Coupling
Q21MH-08	Male adaptor with 8mm hose tail



NEW 2020

## STREAMLINE® Q21 Couplings

Minibore and Microbore hose couplings are relied on every day by thousands of window cleaners throughout the world. With this in mind, Streamline® has created a Premium range of Quick Release Streamline® 21 couplings with increased strength and durability.

### Key Points:

- Durable, quality components you can rely on
- Affordable prices
- Compatible with all Rectus® 21 Series Couplings
- Constructed from Nickel Plated Brass



Male Adaptor 6mm Hose Tail

PART NO  
Q21MH-06-G



Female Connector 4mm Hose Tail

PART NO  
Q21FH-04-G



Female Connector 6mm/8mm Hose Tail

PART NO  
Q21FH-06-G  
Q21FH-08-G



Female Connector 10mm Hose Tail

PART NO  
Q21FH-10-G



Female Connector 1/4" M Thread

PART NO  
Q21FM-14-G



Female Connector 1/4" F Thread

PART NO  
Q21FF-14-G

## Hose Coupling, Taps and Accessories



Brass Stop Connector

PART NO	ITEM
BHC	12mm Brass Stop Connector



Brass Tap Adapters

PART NO	ITEM
BHA-TA12	1/2" Female
BHA-TA34	3/4" Female
BHA-M12	1/2" Male
BHA-M34	3/4" Male



Female Brass Connectors

PART NO	ITEM
BHC1414	6mm
BHC1408	8mm
BHC34	12mm



Brass Hose Repairers

PART NO	ITEM
BHR05	5mm
BHR06	6mm
BHR08	8mm
BHR12	12mm
BHR1206	12mm
BHR1208	12mm



Nylon Hose Repairers

PART NO	ITEM
NHR5	5mm Hose Mender
NHR6	6mm Hose Mender
NHR8	8mm Hose Mender
NHR12	12mm Hose Mender
NHR1206	6mm Hose Mender
NHR1208	8mm Hose Mender
NHR25	25mm Hose Mender



Brass Hosetails

PART NO	ITEM
BHT1414	1/4" M - 6mm Tail
BHT1408	1/4" M - 8mm Tail
BHT1410	1/4" M - 10mm Tail
BHT1412	1/4" M - 12mm Tail
BHT1814	1/8" M - 6mm Tail
BHT1808	1/8" M - 8mm Tail



**Aluminium Anti-slag Male Adapter  
with 6mm and 8mm hose tail**

PART NO  
**AHA-H6**



**Aluminium Anti-slag Male Adapter  
with Male thread**

PART NO  
**AHA-M38** 3/8" Male Thread



**Aluminium Anti-slag Male Adapter  
with Female thread**

PART NO  
**AHA-F14** 1/4" Female Thread  
**AHA-F38** 3/8" Female Thread



**Nylon Tap Adapter 1/2" & 3/4" F**

PART NO  
**NHA-TA**



**Nylon Tap Connector - 3/4" M**

PART NO  
**NHA-M34-001**



**Nylon Double Male Adapter  
with Valve**

PART NO  
**NHA-TA4-001**

## Hose Coupling, Taps and Accessories



**Nylon Triple Male Adapter**

PART NO  
**NHA-TM-001**



**Nylon Double Male Adapter**

PART NO  
**NHA-DM**



**Nylon Quick Connector**

PART NO	ITEM
<b>NHC12</b>	12mm Hose Connector
<b>NHC08</b>	8mm Hose Connector



**Nylon Stop Connector**

PART NO	ITEM
<b>NHC12-N</b>	12mm Stop Connector
<b>NHC08-N</b>	8mm Stop Connector



**Nylon Tap Connector**

PART NO	ITEM
<b>NHC-T</b>	12mm Tap



**Hozelock Stop Connector**

PART NO	ITEM
<b>2185</b>	12mm Hozelock Stop Connector



**Nylon 12mm Hose Mender**

PART NO	ITEM
<b>NHC-M12</b>	12mm Hose Mender





PFS1

PFS2

### Float Switches

PART NO	ITEM
<b>PFS1</b>	Horizontal switch for vertical tanks
<b>PFS2</b>	Vertical switch for flat tanks



### Electronic Solenoid Valve

For positive shut-off of water supply when float switch is activated Brass Construction 1/2" x 1/2" Female ports.

PART NO	ITEM
<b>L280-012</b>	12Vdc
<b>L280-240</b>	240Vac
<b>L280-220-14</b>	240Vac 1/4" x 1/4" ports
<b>L280-220-38</b>	240Vac 3/8" x 3/8" ports



### Handheld Meter with Temperature Function

PART NO	ITEM
<b>TDS1</b>	



### Inline TDS Meter

With standard John Guest 1/4" fittings.

PART NO	ITEM
<b>TDS2</b>	



### Inline TDS Meter

With standard John Guest 1/4" fittings.

PART NO	ITEM
<b>TDS3</b>	

## Switches, Meters and Valves



### Filling Nozzles

Filling Nozzles (for use with SH25 & LF32 Hoses) with Trigger Lock

PART NO	ITEM
<b>15-0001-23</b>	Filling Nozzle, 1" Male Hosetail
<b>15-0001-27</b>	Filling Nozzle, 1" Female Hosetail



### Inline Flow Meter

Analogue Robust Plated Brass Construction with 3/4" M threads.

PART NO	ITEM
<b>FME1</b>	



### 3/4" Nylon Float Valve

PART NO	ITEM
<b>290150</b>	



### 1/2" Nylon Float Valve

PART NO	ITEM
<b>290150</b>	



### 3/4" Brass Float Valve

PART NO	ITEM
<b>290161</b>	



NEW 2020

## 12v Lithium-Ion Batteries



Our new Lithium-Ion battery is a new addition to our products, such as our Streamflo®-25 trolleys. The Li-Ion batteries are extremely handy for when you're on the go, and are there to make everything more swift and easy.

### Key Features:

- Battery is easily removeable
- Can charge it anywhere
- 5 hour charge time/12 hour run time
- Built in USB port for on the go phone charging
- Spare batteries can be purchased separately and easily swapped over

Compatible with **STREAMFLO® 25**



PART NO	ITEM
BC4L-TR-ES	Lithium Ion Trolley Battery Charger
LB16AH-L	Lithium Ion Trolley Battery to suit SF-TR25 and SF-TR50 Trolley Range w/ Charger

### STREAMBOX™ Mini

More compact  
**STREAMBOX™** with  
a lighter battery



PART NO	ITEM
SB100-26-BC	STREAMBOX™ Mini Pump Kit 100 PSI - complete with battery and charger
SB100-26V-BC	STREAMBOX™ Mini Pump Kit 100 PSI - complete with flow controller, battery and charger

## Batteries and Chargers

### Autocare Battery Charger 4 Amp

- Suitable for 12 volt batteries
- Double insulated against thermal overload and reverse battery connection
- Complete with plug
- RoHS compliant



PART NO  
BC4A

### Multi Stage Fully Automatic Battery Charger



The smartest battery charger in the world.  
For all types of 12V lead acid batteries.

PART NO  
BC00011

### Split Charge Relays

Charge up your battery on the move.

#### 30AR Smart Relay

- Automatically switches when changing voltage is detected
- Suited to single use leisure battery



PART NO  
30AR

#### 100AR Smart Relay

- Automatically switches when changing voltage is detected
- Suited to multi use leisure battery



PART NO  
100AR  
100AR-PRO

### Battery Boxes

#### Safe Enclosure for 85 Ah Leisure Battery



PART NO  
LH28

#### Safe Enclosure for 110 Ah Leisure Battery



PART NO  
LH110

### Leisure Batteries



PART NO	ITEM
LB026AH	AGM Battery, 12V/26 Ah
LB28AH	Lead Acid Leisure Battery 12V/26 Ah
LB85AH	Lead Acid Leisure Battery 12V/75 Ah
LB110AH	Lead Acid Leisure Battery 12V/100 Ah
LB004AH	Lead Acid Leisure Battery 12V/4 Ah



## Warning Signs

Sturdy, stackable, stand-alone signs that don't blow over in the wind! Ideal for outdoor use.

You choose your message!



Cone shown with MS1 message.

PART NO	ITEM	PRICE
MINICONE	Blank	£17.00

Are you making the general public aware of the possible dangers while you are window cleaning?

Available with the following message options:



**Caution Window Cleaning in Progress**  
PART NO  
MS1



**Caution Trip Hazard Trailing Hoses**  
PART NO  
MS2



**Caution Trip Hazard**  
PART NO  
MS3



**Caution Cleaning in Progress**  
PART NO  
MS4



**Caution Men Working Overhead**  
PART NO  
MS5



**Caution Risk of Ice**  
PART NO  
MS6

## Warning Signs and Protective Wear

## Protective Wear



### Sunglasses

Montana Blue

PART NO  
SUN0001



### STREAMLINE® GTM Pole Harness

- Proven to reduce over 50% physical work load
- Light weight and comfortable to wear
- Fully adjustable to suit all sizes
- Also suitable for telescopic high pressure poles

PART NO  
NEC0002

Don't forget!  
you can shop online at  
[www.streamline.systems](http://www.streamline.systems)

Contact us on **+44 (0)1626 830 830**  
Still proud to answer your calls in this digital age





10  
Section

## STREAMLINE TRADITIONAL CLEANING TOOLS

**LEWI™** enables cleaning tasks to be completed safely and quickly because everything is compatible with everything in the range.

Demand value...insist on **LEWI™**... another great brand from the **STREAMLINE®** range.



# LEWI™

**LEWI™** enables cleaning tasks to be completed safely and quickly as all products within the range are compatible with one another. Demand value...insist on **LEWI™**. Another great brand from the **STREAMLINE®** range.

### LEWI™ - Approved Quality range of window cleaning tools

**LEWI™** wash coverings come with press studs which have double-locked ends. Coverings available in a variety of sizes, namely 10", 14" and 18" (25, 35 and 45cm).



**WHITE STAR** is a conventional sleeve and suitable for daily work.

**BLUE STAR** is made from PES and special microfibres and has therefore very good water absorption. The run-in pad strip allows easy removal of small smudges.

**PAD STRIP** is equipped with a non-scratching pad strip on one side for coarse dirt. On the other side is normal plush.

All coverings are washable at 60°C. With the **LEWI™** T-bar made from aluminium, an ideal connection between the telescopic pole and the T-bar is made. The flexible T-bar is continuously adjustable and can be fixed by a screw. The plastic T-bar is made from dimensionally stable plastics and equipped with water wells.

### Starter Kits

13 Litre Bucket with 10" hand tools and scraper

PART NO  
**Z2110**

13 Litre Bucket with 14" hand tools and scraper

PART NO  
**Z2114**

22 Litre Bucket with 18" hand tools and scraper

PART NO  
**Z2218**





## Safety from the ground...

LEWI™ have equipped telescopic poles with a new union nut, a new anti-trap protection and new cone in order to obtain a firm connection. The external section is rolled, structured and welded providing high stability. The inner tube is equipped with a sliding block. Therefore distorting is impossible even if pressure is applied when the tool is attached. Working is therefore safe and fast.

### Telescopic Pole Aluminium 2 Section

with end cone, ensures a firm connection



PART NO	ITEM
Z2250-001	Telescopic Pole Aluminium 2 section 2 x 125 - 250cm

### Telescopic Pole Aluminium 3 Section

with end cone, ensures a firm connection



PART NO	ITEM
Z3450-001	Telescopic Pole Aluminium 3 section 3 x 150 - 450cm

### Telescopic Pole Aluminium 4 Section

with end cone, ensures a firm connection



PART NO	ITEM
Z4600-001	Telescopic Pole Aluminium 4 section 4 x 150 - 600cm
Z4800-001	Telescopic Pole Aluminium 4 section 4 x 200 - 800cm

### LEWI™ Rubbers

LEWI™ rubbers are manufactured from vulcanised rubber with exact cutting edge, guaranteeing streak free glass cleaning in any season. Available in soft or hard rubber.



### Replacement Hard Rubbers

PART NO	ITEM
Z1010-001	10" / 25cm
Z1014-001	14" / 35cm
Z1018-001	18" / 45cm
Z1036-001	36" / 92cm

## Hand Tools & Telepoles



### Replacement Soft Rubbers

PART NO	ITEM
Z1110-001	10" / 25cm
Z1114-001	14" / 35cm
Z1118-001	18" / 45cm
Z1136-001	36" / 92cm

### Stainless Steel Channels with Soft Rubber

LEWI™ channels are made of stainless steel and equipped with v-notch for clips on the squeegee handles to grip securely.



PART NO	ITEM
Z8006-001	6" / 15cm
Z8010-001	10" / 25cm
Z8012-001	12" / 30cm
Z8014-001	14" / 35cm
Z8018-001	18" / 35cm

### Sleeve "White Star"

- With press studs
- Standard sleeve



PART NO	ITEM
Z4010-001	10" / 25cm
Z4014-001	14" / 35cm
Z4018-001	18" / 45cm

### Sleeve "Pad Strip"

- With press studs
- Extra pad on the side



PART NO	ITEM
Z4110-001	10" / 25cm
Z4114-001	14" / 35cm
Z4118-001	18" / 45cm



### Sleeve "Blue Star"

- With press studs
- With PES & microfibre
- Extra pad on the end

PART NO	ITEM
Z4210-001	10" / 25cm
Z4214-001	14" / 35cm
Z4218-001	18" / 45cm



### Plastic T-bar with Water Wells

PART NO	ITEM
Z3110-001	10" / 25cm
Z3114-001	14" / 35cm
Z3118-001	18" / 45cm



### Fixed Aluminium T-Bar

PART NO	ITEM
Z3010-001	10" / 25cm
Z3014-001	14" / 35cm
Z3018-001	18" / 45cm



### Swivelling Aluminium T-bar

PART NO	ITEM
Z3214-001	14" / 35cm
Z3218-001	18" / 45cm

## Hand Tools & Telepoles



### LEWI™ Duo

PART NO	ITEM
Z9010-001	Double Plastic T-Bar 25cm - 10 inch c/w channel and soft rubber
Z9014-001	Double Plastic T-Bar 35cm - 14 inch c/w channel and soft rubber
Z9018-001	Double Plastic T-Bar 45cm - 18 inch c/w channel and soft rubber

The 10cm scraper is suitable for windows and floors and it can be hand-held or fitted on to a **LEWI™** telescopic pole. The hand-held 4cm safety scraper is indispensable for daily work. Its interlocking system avoids the blade sliding out. Replacement blades are available for both scrapers.



### 10cm scraper

With handle and protective cover

PART NO
Z5001-001



### 4cm hand scraper

With retractable blade


PART NO
Z5002-001



### Spare blades for Z5001

10 pack

PART NO
Z5003-001



### Spare blades for Z5002

Comes with a handy plastic dispenser - 5 pack

PART NO
Z5004-001





### Double Pocket with Belt

**PART NO**  
**Z7003-001**



### Single Pocket for use with Belt

**PART NO**  
**Z7004-001**



### LEWI™ Squeegee Handle

The two component handle is made of slip proof rubber and guarantees comfortable working. Handle allows for connection to LEWI™ telescopic poles.

**PART NO**  
**Z8001-001**



### Mini Hip Bucket

**PART NO**  
**Z2006-001**

**Don't forget!**  
you can shop online at  
[www.streamline.systems](http://www.streamline.systems)

## Hand Tools & Telepoles

### Foam Ladder Mitts



**PART NO**  
**Z0900-01**

### Casters for 22 Litre Bucket (Qty 4)



**PART NO**  
**Z2005-004**

The **LEWI™** rectangle buckets are available in 13 litre and 22 litre capacity. The window wiper and the coverings up to a width of 14" (35cm) can be dipped completely in the 13 litre bucket. The window wiper and the coverings up to a width of 18" (45cm) can be dipped completely in the 22 litre bucket.



**PART NO** **ITEM**  
**Z2013-001** 13 Litre Capacity



**PART NO** **ITEM**  
**Z2022-001** 22 Litre Capacity



### Microfibre General Purpose Cloths

PART NO	ITEM
<b>MFC1-01</b>	30 x 30cm - Singles
<b>MFC1-10</b>	30 x 30cm - 10 Pack
<b>MFC2-01</b>	40 x 40cm - Singles
<b>MFC2-10</b>	40 x 40cm - 10 Pack



### Microfibre Glass Finishing Cloths

PART NO	ITEM
<b>MFC3-01</b>	40 x 40cm - Singles
<b>MFC3-10</b>	40 x 40cm - 10 Pack
<b>MFC4-01</b>	60 x 80cm - Singles
<b>MFC4-05</b>	60 x 80cm - 5 Pack



### Washed Scrim

PART NO	ITEM
<b>MFC5-01</b>	91 x 88cm - Singles
<b>MFC5-10</b>	91 x 88cm - 10 Pack



## Terminology

**PPM** - Parts Per Million - A measured quantity of Total Dissolved Solids.

**TDS** - Total Dissolved Solids - Another measurement to indicate the purity of your water.

**TDS Meter** - An electronic meter for accurately measuring Total Dissolved Solids. Provides a continuous digital readout to assess water quality.

**DI** - Deionisation - A chemical process that uses manufactured resins to filter dissolved minerals and impurities through a DI Vessel.

**RO** - Reverse Osmosis - A technology using semipermeable membranes to remove larger particulates from water, often used alongside Deionised filtration.

**Payload** - The total weight of equipment, tank and water that a fitted vehicle can safely transport.

**WFP** - Waterfed Pole - A lightweight, specially designed extending pole.

**Pole Pipe** - A flexible, small bore water hose threaded through a Waterfed Pole.

**Hi-Mod** - Hi-Modulus Carbon Fibre - A strong but light material used in the construction of high-quality Waterfed Poles.

**GAC** - Granular Activated Carbon. A type of Carbon Pre-Filter.

**Micron** - A term used to describe the average size of the openings between pieces of the filter media.

## Resin Specifications

**MB111** - 8,000 litres per 25ltr bag @ 100ppm  
**MB115** - 10,000 litres per 25ltr bag @ 100ppm  
 Note: 1ltr of resin weighs 750 grams

### Resin Vessel Specifications

#### CLK2-DI360 450ml CLK vessel

- c/w MB111 = 150ltrs @ 100ppm
- c/w MB115 = 175ltrs @ 100ppm

#### FH2CR-10 700ml 10" FILTERPLUS® vessel

- c/w MB111 = 224ltrs @ 100ppm
- c/w MB115 = 280ltrs @ 100ppm

#### FH2CR-20 1.8ltr 20" FILTERPLUS® vessel

- c/w MB111 = 576ltrs @ 100ppm
- c/w MB115 = 725ltrs @ 100ppm

#### FH2C-10BB 2.0ltr 10" MOBI® vessel

- c/w MB111 = 640ltrs @ 100ppm
- c/w MB115 = 768ltrs @ 100ppm

#### FH2C-20BB 4.5ltr 20" MOBI® vessel

- c/w MB111 = 1,250ltrs @ 100ppm
- c/w MB115 = 1,500ltrs @ 100ppm

#### FP0613-01 5.0ltr FILTERPLUS® vessel

- c/w MB111 = 1,400ltrs @ 100ppm
- c/w MB115 = 1,750ltrs @ 100ppm

#### FP0618-01 6.9ltr FILTERPLUS® vessel

- c/w MB111 = 2,000ltrs @ 100ppm
- c/w MB115 = 2,500ltrs @ 100ppm

#### FP0730-01 16.0ltr FILTERPLUS® vessel

- c/w MB111 = 5,000ltrs @ 100ppm
- c/w MB115 = 6,250ltrs @ 100ppm

#### FP0835-01 25.0ltr FILTERPLUS® vessel

- c/w MB111 = 8,000ltrs @ 100ppm
- c/w MB115 = 10,000ltrs @ 100ppm



-----

-----

-----

-----

-----

-----

-----

-----

-----

-----

-----

-----

-----

-----

-----

-----

-----

-----

-----

-----

-----

-----

-----

-----

-----

-----

-----

-----

-----

-----

-----

-----

-----

-----

-----

-----

-----

-----

-----



# NOTES

-----

-----

-----

-----

-----

-----

-----

-----

-----

-----

-----

-----

-----

-----

-----

-----

-----

-----

-----

-----

-----